

# DIAMOND PRO PRODUCT LINE UP

**DIAMOND PRO PROVIDES A SAFER PLAYING SURFACE!**



## INFIELD CONDITIONER

A vitrified clay product applied to the skinned area to enrich color, reduce compaction, increase drainage, and provide a safer playing field. Produces an all-around professional playing surface.



## MOUND/HOME PLATE CLAY


The higher clay content is perfect for building or repairing high stress areas on the pitcher's mound and home plate. This richly colored screened clay easily conforms to provide greater durability.



## MOUND/HOME PLATE CLAY BRICKS


The unfired, compressed clay brick is perfect for building or repairing the high stress areas of the pitcher's mound and home plate. The brick form allows for easy installation while creating a firm, consistent surface.

**PROBLEM - MUD**




DIAMOND PRO® highly absorbent particles prevents muddy fields.

**SOLUTION - INFIELD CONDITIONER**




DIAMOND PRO® Infield Conditioner prevents mud while producing an overall safer playing field.



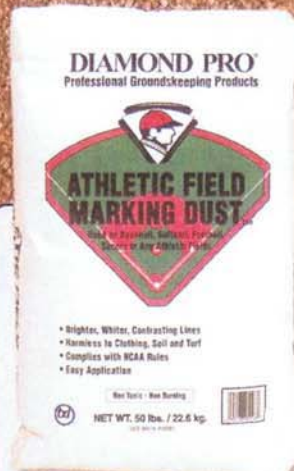
## CALCINED CLAY INFIELD DRYING AGENT

A calcined clay product used to quickly dry puddles and muddy conditions. The finer gradation has more surface area to dry the field faster reducing delays. It will not stick to cleats and is easily incorporated into the infield.



## CALCINED CLAY TOP DRESSING

A calcined clay product used to reduce compaction and improve drainage. The larger particle size increases the durability of the product. It will not stick to cleats and is easily incorporated into the infield.



## ATHLETIC FIELD MARKING DUST

Diamond Pro Athletic Field Marking Dust is perfect for marking all athletic fields. The bright white appearance improves the aesthetic qualities of all fields and is non-toxic and non-burning and therefore harmless to soil and turf.



# DIAMOND PRO

## Vitrified Infield Conditioners



### Gray Infield Conditioner



Click to enlarge

### Red Infield Conditioner




Click to enlarge

### Professional Vitrified Infield Conditioner



Click to enlarge

**Bulk Availability Nationwide**



#### Description:

A vitrified clay (expanded shale and clay) product applied to skinned areas of baseball and softball fields. Diamond Pro® fires its vitrified clay conditioners in a rotary kiln at over 2000° F to produce a premium ceramic substance. Our **Gray Infield Conditioner** gives your field a darker appearance.

#### Benefits:

- Improves safety
- Reduces rain delays
- Reduces compaction
- Incorporates well into an infield
- Helps prevent rain-outs
- Improves drainage
- Controls moisture
- Will not compress or stick to cleats
- Gives a richly-colored professional quality field

#### Recommended Use:

- Baseball
- Softball
- Parks & recreation
- Youth Leagues

#### Availability & Specifications :

- Bulk Delivery (10, 15 & 24 tons)
- 50 lb. Bags / 40 bags per pallet

Material Safety Data Sheet



Diamond Pro® Infield Conditioner Coverage Chart



#### Description:

A vitrified clay (expanded shale and clay) product applied to skinned areas of baseball and softball fields. Diamond Pro® fires its vitrified clay conditioners in a rotary kiln at over 2000° F to produce a premium ceramic substance. Our **Red Infield Conditioner** helps create a natural look that enhances the appearance of an infield.

#### Benefits:

- Improves safety
- Reduces rain delays
- Reduces compaction
- Incorporates well into an infield
- Helps prevent rain-outs
- Improves drainage
- Controls moisture
- Will not compress or stick to cleats
- Gives a richly-colored professional quality field

#### Recommended Use:

- Baseball
- Softball
- Parks & recreation
- Youth Leagues

#### Availability & Specifications:

- Bulk Delivery (10, 15 & 24 tons)
- 50 lb. Bags / 40 bags per pallet

Material Safety Data Sheet



Diamond Pro® Infield Conditioner Coverage Chart



#### Description:

**Diamond Pro® Professional Vitrified Infield Conditioner** is a specialty product made with the professional in mind. Its clean, consistent gradation combined with its availability in specialty colors makes **Diamond Pro® Professional Vitrified Infield Conditioner** the perfect choice for professional skinned surfaces.

#### Benefits:

- Improves safety
- Reduces rain delays
- Reduces compaction
- Incorporates well into an infield
- Helps prevent rain-outs
- Improves drainage
- Controls moisture
- Will not compress or stick to cleats
- Gives a richly-colored professional quality field

#### Use:

- Baseball
- Softball
- Parks & recreation
- Youth Leagues

#### Availability & Specifications:

- 50 lb. Bags / 40 bags per pallet
- Other Colors Available

Material Safety Data Sheet

Available **nationwide** from:

**PARTAC PEAT CORPORATION**

KELSEY PARK

GREAT MEADOWS, NJ 07838

800-247-BEAM (2326)

Fax 908-637-8421

Email: sales@partac.com



# DIAMOND PRO<sup>®</sup>

## Mound/ Home Plate Clay, Clay Bricks & Marking Dust

### Mound/ Home Plate Clay



Click to enlarge

#### Description:

Diamond Pro<sup>®</sup> Mound/ Home Plate Clay is a screened clay loam with a rich red color, which easily conforms and binds to the existing surface. The loose clay easily tamps into holes providing greater durability and less maintenance. Can be used to construct, rebuild or repair pitcher's mounds, catcher's and batter's boxes.

#### Benefits:

- High clay content allows for greater compaction
- Ready to use, screened and richly colored
- Conforms easily to high stress areas
- Integral in constructing or repairing pitcher's mounds and home plate areas

#### Recommended Use:

- Baseball
- Softball
- Parks & recreation
- Youth Leagues

#### Availability :

- Bulk Availability
- 50 lb. Bags / 40 bags per pallet

 Material Safety Data Sheet



### Clay Bricks



#### Description:

Diamond Pro<sup>®</sup> Mound/ Home Plate Clay Bricks are unfired compressed clay bricks perfect for building or repairing high stress areas. The bricks when watered in simply turn to firm clay to provide durability and reduced maintenance in these areas. Can be used to construct, rebuild or repair pitcher's mounds, catcher's and batter's boxes.

#### Benefits:

- Provide durability
- Reduce need for frequent maintenance of high stress areas
- Ready to use
- Become firm clay when watered down
- Integral in constructing or repairing pitcher's mounds and home plate areas

#### Recommended Use:

- Baseball
- Softball
- Parks & recreation
- Youth Leagues

#### Availability :

- 4" x 8" x 2 1/2"
- 300 bricks per pallet

### Athletic Field Marking Dust



Click to enlarge

#### Description:

Diamond Pro<sup>®</sup> Athletic Field Marking Dust is perfect for marking all athletic field. Non-toxic, non-burning, harmless to soil and turf. Diamond Pro<sup>®</sup> Athletic Field Marking Dust is produced to meet and exceed professional and NCAA standards.

#### Benefits:


- Bright white appearance improves visibility and aesthetic appearance of all types of athletic fields
- Creates brighter, whiter contrasting lines
- Harmless to soil, clothing & turf
- Complies with NCAA Rules
- Easy to apply

#### Recommended Use:

- Baseball
- Softball
- Parks & recreation
- Youth Leagues

#### Availability :

- 50 lb. Bags / 40 bags per pallet

 Material Safety Data Sheet



**YOUR "ONE-STOP SOURCE" FOR AMERICA'S BASEBALL SURFACES & SUPPLIES!**

**PARTAC PEAT CORPORATION**

KELSEY PARK, GREAT MEADOWS, NEW JERSEY 07838


800-247-BEAM (2326) • (908) 637-4191 • FAX (908) 637-8421

www.beamclay.com • partac@goes.com

# DIAMOND PRO

## Calcined Clay Conditioners

### Calcined Clay Professional



[Click to enlarge](#)

#### Description:

A calcined clay product used on the skinned area of baseball and softball infields to improve drainage. The Professional grade is a cleaner product with a more consistent, uniformed particle size. It will not stick to cleats and is easily incorporated into the infield.

#### Benefits:

- Improves safety
- Reduces rain delays
- Reduces compaction
- Incorporates well into an infield
- Helps prevent rain-outs
- Improves drainage
- Controls moisture
- Will not compress or stick to cleats
- Gives a richly-colored professional quality field

#### Recommended Use:


- Baseball
- Softball
- Parks & recreation
- Youth Leagues

#### Availability:

- 50 lb. Bags / 40 bags per pallet

Material Safety Data Sheet

### Calcined Clay Drying Agent



[Click to enlarge](#)

#### Description:

A calcined clay product used to quickly dry puddles and muddy conditions. The finer gradation has more surface areas to dry the field faster, reducing rain delays. It will not stick to cleats and is easily incorporated into the infield.

#### Benefits:

- Improves safety
- Reduces rain delays
- Reduces compaction
- Incorporates well into an infield
- Helps prevent rain-outs
- Improves drainage
- Controls moisture
- Will not compress or stick to cleats
- Gives a richly-colored professional quality field

#### Recommended Use:

- Baseball
- Softball
- Parks & recreation
- Youth Leagues

#### Availability:

- 50 lb. Bags / 40 bags per pallet

Material Safety Data Sheet



Diamond Pro® Drying Agent Application Instructions

### Calcined Clay Top Dressing



[Click to enlarge](#)

#### Description:

A calcined clay product used on the skinned areas of baseball and softball fields to improve drainage. The larger product size increases the durability of the product. It will not stick to cleats and is easily incorporated into the infield.

#### Benefits:

- Improves safety
- Reduces rain delays
- Reduces compaction
- Incorporates well into an infield
- Helps prevent rain-outs
- Improves drainage
- Controls moisture
- Will not compress or stick to cleats
- Gives a richly-colored professional quality field

#### Recommended Use:

- Baseball
- Softball
- Parks & recreation
- Youth Leagues

#### Availability:

- 50 lb. Bags / 40 bags per pallet

Material Safety Data Sheet

**YOUR "ONE-STOP SOURCE" FOR AMERICA'S BASEBALL SURFACES & SUPPLIES!**

# Infield Conditioner



## DIAMOND PRO®

A vitrified clay product applied to the skinned areas of baseball and softball fields to enrich color, improve drainage, reduce compaction, improve safety, and create an all-around professional playing surface. The rich red color creates a natural look that enhances the appearance of the entire field. Whether applied by bag or bulk it stands up under all weather conditions and still delivers a lasting, playable field, rain or shine.

## Product Benefits

- Vitrified clay product
- Improves drainage
- Enriches color
- Prevents muddy fields and reduces rain delays
- Will not compact or stick to cleats
- Improves safety
- Creates an all-around professional playing surface
- Available in bulk from 12 locations nationwide
- Available in 50 lb. Bags
- Available in red, grey, brown or colored.

### Installation Instructions:

Mix 20% or more by volume with top 1-2" of infield for improved playing surface.

### Quantities for 20% of 1":

- Regulation infield with grass  
*Approx. 4.5 tons (180 bags)*
- Regulation skinned infield  
*Approx. 8.4 tons (336 bags)*
- 60' radius softball infield to sidelines  
*Approx. 5.7 tons (228 bags)*
- Little League infield with grass  
*Approx. 1.2 tons (48 bags)*
- Little League skinned infield  
*Approx. 3 tons (120 bags)*

**YOUR "ONE-STOP SOURCE" FOR AMERICA'S BASEBALL SURFACES & SUPPLIES!**

800-247-BEAM [2326] • [www.BEAMCLAY.com](http://www.BEAMCLAY.com) • FAX 908-637-8421 • [sales@partac.com](mailto:sales@partac.com)  
PARTAC PEAT CORPORATION, KELSEY PARK, GREAT MEADOWS, NJ 07838



Use **Diamond Pro® Infield Conditioner** (available in Bulk or 50 lb. Bags) to condition or renovate your infield. Refer to the steps and coverage chart below to achieve best results.

**Pre-Season Infield Renovation:**

1. Prepare the infield by watering the skinned area the day before for easier tilling.
2. Spread 1/2 inch of Infield Conditioner evenly on the infield.
3. Till the 1/2 inch of Infield Conditioner into the infield soil to depth of 2 to 3 inches.
4. Roll-Pack and level the new infield.
5. Water the infield surface evenly.
6. After allowing ample time for the water to soak in, add 1/4 inch of Infield Conditioner evenly over the infield.
7. Screen drag the new infield and water again.

**In-Season Infield Renovation:**

1. Prepare the infield by watering the skinned area the day before for easier nail dragging.
2. Spread 1/4 inch of Infield Conditioner evenly on the infield.
3. Nail Drag the 1/4 inch of Infield Conditioner into the infield soil to depth of 1/2 to 1 inch.
4. Level the new infield with a leveling board.
5. Water the infield surface evenly.
6. Allow ample time for the water to soak in and evenly add 1/4 inch of Infield Conditioner.
7. Screen drag the new infield level and water again.

**Infield Top Dressing:**

1. Apply 1/4 inch of Infield Conditioner to all skinned areas: infield, home plate area, pitcher's mound and base paths.
2. Apply Infield Conditioner as often as necessary to maintain the desired playing surface.
3. Screen drag, water and PLAY BALL!

**Coverage Chart: Diamond Pro® Red Infield Conditioner**  
Coverage: 2.5 tons will cover approximately 1000 square feet at a depth of 1 inch  
I/C = Infield Conditioner

| Field Specs   | Skinned Area Sq Ft | 1/4" of I/C | 1/2" of I/C | 1" of I/C |
|---|--------------------|-------------|-------------|-----------|
| <b>Baseball: Professional, College &amp; High School 90' bases with a 95' arc</b> |                    |             |             |           |
| with a GRASS INFIELD  | 11,500             | 7.5 tons    | 15 tons     | 30 tons   |
| with a SKINNED INFIELD  | 18,000             | 12 tons     | 24 tons     | 48 tons   |
| <b>Baseball: Little League 60' bases with a 50' arc</b>                           |                    |             |             |           |
| with a GRASS INFIELD  | 3,800              | 2.5 tons    | 5 tons      | 10 tons   |
| with a SKINNED INFIELD  | 6,700              | 4.5 tons    | 9 tons      | 18 tons   |
| <b>Softball: All skinned infield</b>  |                    |             |             |           |
| Men's & Womens Adult Slow Pitch<br>65' bases with a 65' arc                       | 9,200              | 6 tons      | 12 tons     | 24 tons   |
| College & High School Fast Pitch<br>60' bases with a 60' arc                      | 8,300              | 5.5 tons    | 11 tons     | 22 tons   |

**YOUR "ONE-STOP SOURCE" FOR AMERICA'S BASEBALL SURFACES & SUPPLIES!**

# DIAMOND PRO MOUND / HOME PLATE CLAY

## How To Renovate A Pitcher's Mound



**DIAMOND PRO**

### Building or Renovating a Pitcher's Mound

Use Diamond Pro® Mound/Home Plate Clay to Construct or Rebuild A Pitcher's Mound, Home Plate Areas and to Repair High Stress Areas:

#### Common High Stress Areas:

Pitcher's Mound: In front of the pitcher's rubber and landing area.  
Home Plate: batter's box and catcher's box.

#### Repairing:

1. Broom off all loose dirt from the stress area... lightly water.
2. Add Diamond Pro® Mound/Home Plate Clay in one inch layers.
3. Tamp the clay to a firm but level surface.
4. Repeat steps 2 and 3 until the new surface is level with the old surface.

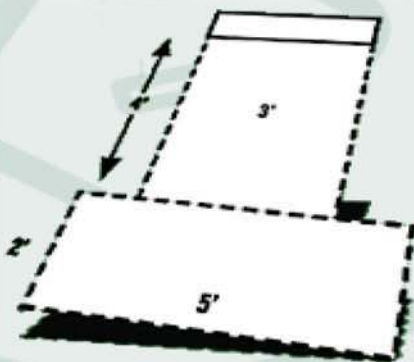
#### Rebuilding:

1. Remove 2 to 4 inches of existing soil from the stress areas... lightly water.
2. Add Diamond Pro® Mound/Home Plate Clay in one inch layers.
3. Tamp the clay to a firm but level surface, adding water as necessary.
4. Repeat steps 2 and 3 until the new surface is level with the old surface.

#### Specifications:

1 Bag = 4 sq. ft. x 1" deep

*Pitcher's Mound*



Recommended pitcher's mound dimensions

*High Stress Areas*

Use Diamond Pro® Mound/Home Plate Clay to Repair High Stress Areas. Common High Stress Areas include the Pitcher's Mound in front of the pitcher's rubber and landing area, and at Home Plate— batter's box and catcher's box.

#### Repairing:

1. Broom off all loose dirt from the stress area... lightly water.
2. Add Diamond Pro® Mound/Home Plate Clay in one inch layers.
3. Tamp the clay to a firm but level surface.
4. Repeat steps 2 and 3 until the new surface is level with the old surface.

#### Rebuilding:

1. Remove 2 to 4 inches of existing soil from the stress areas... lightly water.
2. Add Diamond Pro® Mound/Home Plate Clay in one inch layers.
3. Tamp the clay to a firm but level surface, adding water as necessary.
4. Repeat steps 2 and 3 until the new surface is level with the old surface.

| Product Application: | Depth: | 2" | 4" |
|----------------------|--------|----|----|
| Pitcher's Mound:     | Bags   | 11 | 22 |
| Both Batter's Boxes: | Bags   | 12 | 24 |
| Catcher's Box:       | Bags   | 6  | 12 |
| Bag Totals:          | Bags   | 29 | 58 |

\*Specifications: 1 Bag = 4 sq. ft. x 1" deep

**YOUR "ONE-STOP SOURCE" FOR AMERICA'S BASEBALL SURFACES & SUPPLIES!**

# DIAMOND PRO

## How To Renovate A Catcher's/ Batter's Box




**DIAMOND PRO**

### Building or Renovating a Catcher's/ Batter's Box

## Catcher's & Batter's Box

Use **Diamond Pro® Mound/Home Plate Clay** and **Diamond Pro® Clay Bricks** to Construct or Rebuild A Catcher's/ Batter's Box. Refer to the guides in the right hand column of this page for brick and clay requirements for completing the job.



#### AVAILABILITY:

Diamond Pro® Mound/ Home Plate Clay  
**BRICKS:**  
300 bricks = 1 pallet

Diamond Pro® Mound/ Home Plate Clay:  
40 (50 lb.) bags = 1 pallet



[Printable Version of This Page](#)

Recommended catcher's/  
batter's box dimensions



**STEP 1:** Carefully measure out the catcher's and batter's boxes using the recommended dimensions.



**STEP 2:** Cut out and remove all loose dirt from the high stress area surrounding the batter's box to a depth of 3".

**YOUR "ONE-STOP SOURCE" FOR AMERICA'S BASEBALL SURFACES & SUPPLIES!**

**PARTAC PEAT CORPORATION**

KELSEY PARK, GREAT MEADOWS, NEW JERSEY 07838

800-247-BEAM (2326) • (908) 637-4191 • FAX (908) 637-8421

[www.beamclay.com](http://www.beamclay.com) • [partac@goes.com](mailto:partac@goes.com)



# DIAMOND PRO™

## How To Renovate A Catcher's/ Batter's Box cont.



**STEP 3:** Place Diamond Pro® Mound / Home Plate Clay Bricks as evenly and close together as possible.



**STEP 4:** Once the bricks have been placed, water the cut area. Tamp the bricks into place.



**STEP 5:** Fill in the 1/2" remaining area with either the cut out loose material or with **Diamond Pro® Mound / Home Plate Clay** for the ideal surface.



**STEP 6:** Level and compact the new surface. Add **Diamond Pro® Infield Conditioner** to the finished area for a professional quality playing surface.

### High Stress Areas

Use **Diamond Pro® Mound/Home Plate Clay** to Repair High Stress Areas. Common High Stress Areas include the Pitcher's Mound in front of the pitcher's rubber and landing area, and at Home Plate— batter's box and catcher's box.

#### Repairing:

1. Broom off all loose dirt from the stress area... lightly water.
2. Add Diamond Pro® Mound/Home Plate Clay in one inch layers.
3. Tamp the clay to a firm but level surface.
4. Repeat steps 2 and 3 until the new surface is level with the old surface.

#### Rebuilding:

1. Remove 2 to 4 inches of existing soil from the stress areas... lightly water.
2. Add Diamond Pro® Mound/Home Plate Clay in one inch layers.
3. Tamp the clay to a firm but level surface, adding water as necessary.
4. Repeat steps 2 and 3 until the new surface is level with the old surface.

|                      |        |    |    |
|----------------------|--------|----|----|
| Product Application: | Depth: | 2" | 4" |
| Pitcher's Mound:     | Bags   | 11 | 22 |
| Both Batter's Boxes: | Bags   | 12 | 24 |
| Catcher's Box:       | Bags   | 6  | 12 |
| Bag Totals:          | Bags   | 29 | 58 |

\*Specifications: 1 Bag = 4 sq. ft. x 1" deep

**YOUR "ONE-STOP SOURCE" FOR AMERICA'S BASEBALL SURFACES & SUPPLIES!**

# INSTALLATION INSTRUCTIONS



## NEW DIAMOND PRO PRODUCT!

# CLAY BRICKS

### PITCHER'S MOUND



**STEP 1:** Carefully measure out the pitcher's mound using the recommended dimensions.



**STEP 2:** Cut out and remove all loose dirt from the high stress area surrounding the pitcher's mound to a depth of 3".



**STEP 3:** Place DIAMOND PRO<sup>®</sup> Mound/Home Plate Clay BRICKS as evenly and close together as possible.



**STEP 4:** Once the BRICKS have been placed, water the cut area. Tamp the BRICKS into place.



**STEP 5:** Fill in the 1/2" remaining area with either the cut out loose material or with DIAMOND PRO<sup>®</sup> Mound/Home Plate Clay for the ideal surface.



**STEP 6:** Level and compact the new surface. Add DIAMOND PRO<sup>®</sup> Infield Conditioner to the finished area for a professional quality playing surface.

### CATCHER'S & BATTER'S BOX



**STEP 1:** Carefully measure out the catcher's and batter's box using the recommended dimensions.



**STEP 2:** Cut out and remove all loose dirt from the high stress area surrounding the pitcher's mound to a depth of 3".



**STEP 3:** Place DIAMOND PRO<sup>®</sup> Mound/Home Plate Clay BRICKS as evenly and close together as possible.



**STEP 4:** Once the BRICKS have been placed, water the cut area. Tamp the BRICKS into place.



**STEP 5:** Fill in the 1/2" remaining area with either the cut out loose material or with DIAMOND PRO<sup>®</sup> Mound/Home Plate Clay for the ideal surface.



**STEP 6:** Level and compact the new surface. Add DIAMOND PRO<sup>®</sup> Infield Conditioner to the finished area for a professional quality playing surface.

## **Diamond Pro® Calcined Clay Drying Agent Application**

For wet, muddy or puddled infields, baselines, pitcher's mounds, home plate areas, bullpens, and warning tracks; apply Diamond Pro® Calcined Clay Drying Agent directly to these areas using the following directions:

1. Apply as much drying agent as necessary directly to the playing surface to soak up standing water or to simply dry a wet or muddy area.
2. Lightly rake in the drying agent and level the area, then play ball!
3. After the game or practice, rake these areas again in order to work the finer particles into the existing surface. Re-level and continue normal maintenance.

***YOUR "ONE-STOP SOURCE" FOR AMERICA'S BASEBALL SURFACES & SUPPLIES!***

MOUND/HOME PLATE CLAY

MATERIAL SAFETY DATA SHEET

SECTION 1 - IDENTITY

|                             |                       |                                    |   |
|-----------------------------|-----------------------|------------------------------------|---|
| Name                        | TXI OPERATIONS, LP    | Address                            | 1341 W. MOCKINGBIRD LANE, DALLAS, TEXAS 75247   |
| Emergency Telephone Number  | (972) 647-6700        | Person Responsible for Preparation | NANCY GARNETT   |
| Common Name (used on label) | MOUND/HOME PLATE CLAY | Date                               | SEPTEMBER 1998  |
| Chemical Name               | DOES NOT APPLY        | Chemical Family                    | SILICATE  |
| Trade Name & Synonyms       | NONE                  | Formula                            | A HETEROGENEOUS BLEND OF SILICA, ALUMINA, FERRIC OXIDE, CALCIUM OXIDE, MAGNESIUM OXIDE AND WATER. |

SECTION 2 - HAZARDOUS INGREDIENTS

| <u>Hazardous Component</u>            | <u>CAS #</u> | <u>% Typical</u> | <u>TLV (Units)</u>   | <u>PEL (Units)</u>                           |
|---------------------------------------|--------------|------------------|----------------------|--|
| CLAY                                  | 100          |                  |                      |  |
| NUISANCE MINERAL DUST:                |              |                  |                      |  |
| FOR CLAY WITH <1% QUARTZ - RESPIRABLE |              |                  |                      | 5 mg/m <sup>3</sup>                          |
| FOR CLAY WITH <1% QUARTZ - TOTAL DUST |              |                  | 10 mg/m <sup>3</sup> | 15 mg/m <sup>3</sup>                         |
| QUARTZ CONTAINING DUST:               |              |                  |                      |  |
| FOR CLAY WITH >1% QUARTZ - RESPIRABLE |              |                  | .1 mg/m <sup>3</sup> | 0.1 mg/m <sup>3</sup>                        |
| FOR CLAY WITH >1% QUARTZ - TOTAL DUST |              |                  |                      | 30 mg/m <sup>3</sup> / % SiO <sub>2</sub> +2 |

PEL: Permissible Exposure Limit established by the Occupational Safety and Health Administration (OSHA).  
 TLV: Threshold Limit Value established by the American Conference of Governmental Industrial Hygienists (ACGIH).

SECTION 3 - PHYSICAL DATA

|   |  |  |                         |
|---|--|--|-------------------------|
| Boiling Point   | >3000 deg F  | Specific Gravity (H <sub>2</sub> O = 1)  |                         |
| Vapor Pressure (mm = Hg)                                | 2.5  | Evaporation Rate (n=Butyl Acetate)       | DOES NOT APPLY          |
| Percent Volatile by Volume                              | 0%   | Vapor Density (Air = 1)                  | DOES NOT APPLY          |
| Percent Soluble in Water                                | INSOLUBLE  | Reactivity in Water                      | DOES NOT APPLY          |
| Appearance and Odor                                     | EARTHY, FINE GRAINED POWDER OR AMORPHOUS SOLID. NO ODOR. | WILL NOT EVOLVE FLAMMABLE OR TOXIC GASES |                         |
| Hazardous Material Information System Identifier (HMIS) |  |  |                         |
| HEALTH = 1*   | FLAMMABILITY = 0   | REACTIVITY = 0                           | PERSONAL PROTECTION = X |

SECTION 4 - FIRE AND EXPLOSION DATA

|                                    |                |                                       |   |
|------------------------------------|----------------|---------------------------------------|---|
| Flash Point                        | DOES NOT APPLY | Flammable Limits in Air (% by Volume) | Lower: DOES NOT APPLY Upper: DOES NOT APPLY |
| Extinguishing Media                | DOES NOT APPLY | Auto Ignition Temperature             | DOES NOT APPLY                              |
| Unusual Fire and Explosion Hazards | NONE           | Special Fire Fighting Procedures      |   |
| Special Fire Fighting Procedures   | NONE           |                                       |   |
| TXI031A                            |                |                                       |   |

## SECTION 5 - HEALTH INFORMATION

Signs and Symptoms of Exposure - (1) Acute Overexposure

INHALATION: EXPOSURE TO A LARGE CONCENTRATION OF DUST MAY CAUSE IRRITATION. SKIN: NONE. EYE: PARTICLES IN THE EYE MAY CAUSE IRRITATION. INGESTION: INTESTINAL OBSTRUCTION.

Signs and Symptoms of Exposure - (2) Chronic Overexposure

INHALATION: REPEATED EXPOSURE TO LARGE CONCENTRATIONS OF DUST MAY CAUSE PNEUMOCONIOSIS. SYMPTOMS OF PNEUMOCONIOSIS ARE PAIN IN THE CHEST, COUGH, DYSPNEA, REDUCED THORACIC EXCURSION, SOMETIMES CYANOSIS, AND FATIGUE AFTER SLIGHT EXERTION. THE PNEUMOCONIOSIS MAY TAKE THE FORM OF SILICOSIS IF A HIGH CONCENTRATION OF FREE SILICA IS CONTAINED IN THE CLAY. EXCESSIVE EXPOSURE TO QUARTZ OVER AN EXTENDED PERIOD OF TIME MAY RESULT IN THE DEVELOPMENT OF PULMONARY DISEASES INCLUDING PNEUMOCONIOSIS, SILICOSIS OR LUNG CANCER. SKIN: NONE.

EYE: NO DATA AVAILABLE. INGESTION: NO DATA AVAILABLE.

Medical Conditions Generally Aggravated by Exposure  
RESPIRATORY DISORDERS OR DISEASES.

| Chemical/Component Listed as Carcinogen | NTP | IARC | OSHA |
|---|-----|------|------|
| QUARTZ                                  | YES | YES  | NO   |
| Other Exposure Limits                   |     |      |      |

NONE

Emergency & First Aide Procedures for Indicated Routes of Entry

EYE CONTACT: IMMEDIATELY FLUSH EXPOSED AREA WITH WATER OR NORMAL SALINE FOR AT LEAST 15 MINUTES. GET MEDICAL ATTENTION.

SKIN CONTACT: WASH AREA WITH WATER.

INHALATION: REMOVE FROM EXPOSURE. IF NOT BREATHING, GIVE ARTIFICIAL RESPIRATION. IF BREATHING IS DIFFICULT, GIVE OXYGEN AND CONSULT A PHYSICIAN IMMEDIATELY.

INGESTION: TREAT SYMPTOMATICALLY AND SUPPORTIVELY. GET MEDICAL ATTENTION.

## SECTION 6 - REACTIVITY DATA

| Stability                                      | Conditions to Avoid                          |
|--|--|
| STABLE   | HANDLING PROCEDURES WHICH MAY GENERATE DUST. |
| Incompatibility (Materials to Avoid)           |  |
| MOLTEN LITHIUM ATTACKS SILICATES.              |  |
| Hazardous Decomposition or Combustion Products |  |
| DOES NOT APPLY                                 |  |
| Hazardous Polymerization                       |  |
| WILL NOT OCCUR                                 |  |

## SECTION 7 - SPILL OR LEAK PROCEDURES

Steps to be Taken in Case Material is Leaked or Spilled

WEAR NIOSH/MSHA APPROVED AIR PURIFYING RESPIRATOR WITH A PARTICULATE FILTER TO PREVENT DUST EXPOSURE. WEAR PROTECTIVE GOGGLES TO PROTECT AGAINST EYE IRRITATION. PICK UP SOLID MATERIAL WITH A MINIMUM OF DUSTING.

Waste Disposal Method

GENERALLY NOT RESTRICTED. CONSULT APPROPRIATE FEDERAL, STATE, AND LOCAL REGULATORY AGENCIES TO ASCERTAIN PROPER DISPOSAL PROCEDURES.

## SECTION 8 - PERSONAL PROTECTION INFORMATION

Respiratory Protection

PROVIDE GENERAL VENTILATION AND LOCAL EXHAUST. NIOSH APPROVED DUST FILTER RESPIRATOR SHOULD BE USED IN DUSTY CONDITIONS.

Ventilation

SUFFICIENT TO MAINTAIN AIRBORNE CONCENTRATIONS BELOW THE THRESHOLD LIMIT VALUE (TLV).

Protective Gloves

NOT REQUIRED, THOUGH RECOMMENDED FOR LONG TERM EXPOSURE.

Eye Protection

CLOSE FITTING SAFETY GOGGLES

Other Protective Clothing or Equipment

WEAR PROTECTIVE CLOTHING, SUCH AS LONG SLEEVE SHIRT, LONG PANTS EXTENDING OVER THE TOPS OF WORK SHOES, TO PREVENT SKIN CONTACT. AN EYEWASH SHOULD BE AVAILABLE NEAR WORK AREA. PERSONAL PROTECTIVE CLOTHING AND USE OF EQUIPMENT MUST BE IN ACCORDANCE WITH 29 CFR 1910.132.

## SECTION 9 - SPECIAL PRECAUTIONS

Precautions to be Taken in Handling & Storing

WEAR APPROPRIATE SAFETY EQUIPMENT AND CLOTHING TO PREVENT INHALATION, SKIN, AND EYE CONTACT.

Other Precautions

NONE

TXI031A

DIAMOND PRO INFIELD CONDITIONER

MATERIAL SAFETY DATA SHEET

QUICK IDENTIFIER (IN PLANT COMMON NAME)

|                                |    |  |
|--------------------------------|----|--|
| <b>INFIELD<br/>CONDITIONER</b> |    | WARNING! AVOID BREATHING EXCESSIVE DUST - Excessive exposure by breathing over an extended period of time may result in the development of pulmonary diseases including pneumoconiosis and silicosis. It contains a small amount of crystalline silica which has been determined by IARC and NTP to be a carcinogen. Use with adequate ventilation. Avoid contact with eyes. |
| HEALTH                         | 2* |  |
| FLAMMABILITY                   | 0  |  |
| REACTIVITY                     | 0  |  |
| PERSONAL PROTECTION            | X  |  |

SECTION 1 - IDENTITY

Company: TEXAS INDUSTRIES, 1341 W. MOCKINGBIRD LANE, DALLAS, TEXAS 75247  
 Emergency Telephone Number: 972/647-6700  
 Person Responsible for Preparation: NANCY GARNETT  
 Date: FEBRUARY 1998  
 Common Name (used on label): DIAMOND PRO INFIELD CONDITIONER  
 Chemical Family: VITRIFIED SHALE OR CLAY  
 Chemical Name: SILICATES  
 Formula: DOES NOT APPLY  
 Trade Name & Synonyms: DIAMOND PRO, INFIELD CONDITIONER

SECTION 2 - HAZARDOUS INGREDIENTS

| Hazardous Component | CAS #      | % Typical | TLV (Units)              | PEL (Units)              |
|---------------------|------------|-----------|--------------------------|--------------------------|
| Quartz              | 14808-60-7 | 20-30     | 0.1 mg/m <sup>3</sup> *  | 0.1 mg/m <sup>3</sup> *  |
| Cristobalite        | 14464-46-1 | 0-3       | 0.05 mg/m <sup>3</sup> * | 0.05 mg/m <sup>3</sup> * |

Diamond Pro Infield Conditioner is made from a mined shale or clay which is heated in a rotary kiln to drive off moisture. This heating process causes the shale or clay to expand. This decreases the density of the material compared to the mined materials. No chemicals are added to the expanded materials. The final chemical structure is primarily noncrystalline silicates.

\* Only particle sizes of 10 micrometers or less are considered to be respirable (breathable) and of possible hazard if exposure occurs.

PEL: Permissible Exposure Limit established by the Occupational Safety and Health Administration (OSHA).  
 TLV: Threshold Limit Value established by the American Conference of Governmental Industrial Hygienists (ACGIH).

SECTION 3 - PHYSICAL DATA

Boiling Point Specific Gravity (H<sub>2</sub>O = 1)  
DOES NOT APPLY 0.8 - 1.6

Vapor Pressure (mm = Hg) Percent Volatile by Volume  
DOES NOT APPLY 0%

Vapor Density (Air = 1) Evaporation Rate (n-Butyl Acetate)  
DOES NOT APPLY DOES NOT APPLY

Percent Soluble in Water Reactivity in Water  
NEGLIGIBLE(<0.1%) WILL NOT EVOLVE FLAMMABLE OR TOXIC GASES

Appearance and Odor  
FINE TO COARSE GRANULAR SOLID. DARK RED TO PURPLE IN COLOR. NO ODOR.

SECTION 4 - FIRE AND EXPLOSION DATA

Flash Point Flammable Limits in Air (% by Volume)  
WILL NOT IGNITE Lower: DOES NOT APPLY Upper: DOES NOT APPLY

Extinguishing Media Auto Ignition Temperature  
DOES NOT APPLY DOES NOT APPLY

Unusual Fire and Explosion Hazards  
NONE

Special Fire Fighting Procedures  
NONE

SECTION 5 - HEALTH INFORMATION

Signs and Symptoms of Exposure - *Acute Overexposure* - This is exposure of large amounts in a short period of time: INHALATION OF DUST MAY RESULT IN BLOCKAGE OF NASAL AND RESPIRATORY PASSAGES. MAY CAUSE ABRASION OF THE CORNEA.

Signs and Symptoms of Exposure - *Chronic Overexposure* - This is exposure of small to moderate amounts over a long period of time: AS IS TRUE WITH ANY MINERAL PRODUCT, LONG TERM OVEREXPOSURE TO THIS DUST WITHOUT THE USE OF A DUST MASK MAY PRODUCE X-RAY EVIDENCE OF DUST IN THE LUNGS. LONG TERM EXPOSURE TO QUARTZ OR CRISTOBALITE MAY RESULT IN THE DEVELOPMENT OF PULMONARY DISEASES INCLUDING PNEUMOCONIOSIS, SILICOSIS, AND LUNG CANCER. DUST CAN CAUSE INFLAMMATION OF THE LINING TISSUE OF THE NOSE AND INFLAMMATION OF THE EYES.

Medical Conditions Generally Aggravated by Exposure: RESPIRATORY (LUNG) DISORDERS OR DISEASES MAY BE AGGRAVATED BY EXPOSURE TO ANY DUST INCLUDING DIAMOND PRO.

Chemical/Component Listed as Carcinogen: QUARTZ AND CRISTOBALITE

NTP: YES

IARC: YES

OSHA: NO

Other Exposure Limits

NONE

Emergency & First Aide Procedures for Indicated Routes of Entry:

INHALATION: REMOVE FROM EXPOSURE. IF NOT BREATHING, GIVE ARTIFICIAL RESPIRATION. IF BREATHING IS DIFFICULT, GIVE OXYGEN. CONSULT A PHYSICIAN. EYES: WASH EYES WITH RUNNING WATER. DO NOT RUB. IF IRRITATION PERSISTS, OBTAIN MEDICAL ASSISTANCE.

#### SECTION 6 - REACTIVITY DATA

Stability                      Conditions to Avoid  
STABLE                         DOES NOT APPLY

Incompatibility (Materials to Avoid)  
NONE DETERMINED

Hazardous Decomposition or Combustion Products  
NONE DETERMINED

Hazardous Polymerization  
WILL NOT OCCUR

#### SECTION 7 - SPILL OR LEAK PROCEDURES

Steps to be Taken in Case Material is Leaked or Spilled  
CLEAN-UP OF SPILL MAY REQUIRE PERSONAL PROTECTIVE EQUIPMENT TO PREVENT DUST EXPOSURES. SEE SECTION 8.

Waste Disposal Method  
IF THIS MATERIAL, AS PROVIDED BY THE MANUFACTURER, BECOMES A WASTE, IT DOES NOT MEET THE CRITERIA OF A HAZARDOUS WASTE AS DEFINED BY THE ENVIRONMENTAL PROTECTION AGENCY UNDER THE AUTHORITY OF THE RESOURCE CONSERVATION AND RECOVERY ACT (40 CFR 261). DISPOSE OF IN ACCORDANCE WITH FEDERAL, STATE AND LOCAL REGULATIONS.

TXI035



SECTION 8 - PERSONAL PROTECTION INFORMATION

Respiratory Protection

NIOSH/MSHA APPROVED DUST MASK OR RESPIRATOR FOR PROTECTION AGAINST SILICA AND NUISANCE DUST.

Ventilation

GENERAL OR LOCAL EXHAUST, SUCH AS A FAN, TO MAINTAIN EXPOSURE BELOW TLV/PEL.

Protective Gloves

TO PROTECT AGAINST ABRASION.

Eye Protection

SAFETY GLASSES, GOGGLES, OR FACE SHIELD, WHEN NECESSARY TO PREVENT EYE CONTACT.

Other Protective Clothing or Equipment

NONE

SECTION 9 - SPECIAL PRECAUTIONS

Precautions to be Taken in Handling & Storing

SHOULD BE STORED IN A MANNER TO PREVENT GENERATION OR ACCUMULATION OF DUST.

Other Precautions

NONE DETERMINED

The information contained within was obtained from authoritative sources and is believed to be accurate for the manner in which the product is intended to be used. Other uses could result in ramifications which are not included within this document.

DIAMOND PRO CALCINED CLAY

# MATERIAL SAFETY DATA SHEET

## SECTION 1 - IDENTITY

|   |   |
|---|---|
| <p>Name<br/>TXI OPERATIONS, L.P.<br/>Emergency Telephone Number (972) 647-6700<br/>Common Name (used on label)<br/>DIAMOND PRO CALCINED CLAY<br/>Chemical Name<br/>MONTMORILLONITE<br/>Trade Name &amp; Synonyms<br/>CALCINED CLAY, INFIELD CONDITIONER</p> | <p>Address<br/>1341 W. MOCKINGBIRD LANE, DALLAS, TEXAS 75247<br/>Date<br/>SEPTEMBER 1998<br/>Chemical Family<br/>CALCINED CLAY<br/>Formula<br/>DOES NOT APPLY</p> |
| <p>Person Responsible for Preparation<br/>NANCY GARNETT</p>   |   |

## SECTION 2 - HAZARDOUS INGREDIENTS

| Hazardous Component                            | CAS #      | % Typical  | TLV (Units)  | PEL (Units)                                   |
|--|------------|------------|--|---|
| MONTMORILLONITE                                | 1302-78-9  | 90-93 bulk | 3 mg/m <sup>3</sup> *  | 5 mg/m <sup>3</sup> *                         |
| QUARTZ (crystalline silica)<br>3-5% RESPIRABLE | 14808-60-7 | 7-10 bulk  | 10 mg/m <sup>3</sup> (inhalable dust)<br>0.1 mg/m <sup>3</sup> * | 10 mg/m <sup>3</sup> / (%SiO <sub>2</sub> +2) |

THIS PRODUCT IS A NON-COMBUSTIBLE, CHEMICALLY INERT MINERAL. THIS MINERAL SAMPLE CONTAINS A SMALL AMOUNT OF NATURALLY OCCURRING CRYSTALLINE SILICA AS QUARTZ. SEE SECTION 5 FOR HEALTH HAZARDS ASSOCIATED WITH QUARTZ. EXPOSURE TO DUST FROM THIS PRODUCT UNDER CONDITIONS OF NORMAL USE DOES NOT CAUSE ADVERSE EFFECTS.

PEL: Permissible Exposure Limit established by the Occupational Safety and Health Administration (OSHA).  
TLV: Threshold Limit Value established by the American Conference of Governmental Industrial Hygienists (ACGIH).

## SECTION 3 - PHYSICAL DATA

|  |  |                                    |
|--|--|------------------------------------|
| Boiling Point                                | Specific Gravity (H <sub>2</sub> O = 1)  |                                    |
| Vapor Pressure (mm = Hg)                     | 2.2                                      | DOES NOT APPLY                     |
| DOES NOT APPLY                               | Vapor Density (Air = 1)                  | Evaporation Rate (n=Butyl Acetate) |
| Percent Volatile by Volume                   |  | DOES NOT APPLY                     |
| Acetate)                                     | DOES NOT APPLY                           | DOES NOT APPLY                     |
| 0%   | Reactivity in Water                      |                                    |
| Percent Soluble in Water                     | WILL NOT EVOLVE FLAMMABLE OR TOXIC GASES |                                    |
| 0%   | Appearance and Odor                      |                                    |
| GRANULAR CLAY, BUFF TO GRAY COLOR, ODORLESS. |  |                                    |

Hazardous Material Information System Identifier (HMIS)  
 HEALTH = 1\*      FLAMMABILITY = 0      REACTIVITY = 0      PERSONAL PROTECTION = X

## SECTION 4 - FIRE AND EXPLOSION DATA

|                                    |  |  |
|------------------------------------|--|--|
| Flash Point                        | Flammable Limits in Air (% by Volume)            |  |
| WILL NOT IGNITE                    | Lower: DOES NOT APPLY      Upper: DOES NOT APPLY |  |
| Extinguishing Media                | Auto Ignition Temperature                        |  |
| DOES NOT APPLY                     | DOES NOT APPLY                                   |  |
| Unusual Fire and Explosion Hazards |  |  |
| NONE                               | Special Fire Fighting Procedures                 |  |
| NONE                               |  |  |

TXI051

## SECTION 5 - HEALTH INFORMATION

Signs and Symptoms of Exposure - (1) Acute Overexposure - INHALATION: CONGESTION OF NASAL PASSAGES AND RESPIRATORY SYSTEMS. EYES: EXCESSIVE DUST MAY CAUSE ABRASION OF CORNEA. SKIN: NONE. INGESTION: NONE UNLESS MATERIAL HAS BEEN EXPOSED TO OTHER CHEMICALS.

Signs and Symptoms of Exposure - (2) Chronic Overexposure - INHALATION: DUST MAY CAUSE COUGHING AND SHORTNESS OF BREATH. EXCESSIVE EXPOSURE OF QUARTZ OVER AN EXTENDED PERIOD OF TIME MAY RESULT IN THE DEVELOPMENT OF PULMONARY DISEASES INCLUDING PNEUMOCONIOSIS, SILICOSIS (A PROGRESSIVE, DISABLING AND FATAL DISEASE OF THE LUNG), OR LUNG CANCER. DUST CAN CAUSE INFLAMMATION OF THE LINING TISSUE OF THE INTERIOR OF THE NOSE. EYES: INFLAMMATION OF THE CORNEA. SKIN: MINOR ABRASION. INGESTION: BLOCKAGE OF PASSAGEWAYS.

EXPOSURE TO DUST FROM THIS PRODUCT UNDER CONDITIONS OF NORMAL USE DOES NOT CAUSE ADVERSE EFFECTS.

Medical Conditions Generally Aggravated by Exposure  
RESPIRATORY DISORDERS OR DISEASES, SUCH AS ASTHMA MAY BE AGGRAVATED BY EXPOSURE TO DUST OF THIS MATERIAL.

| Chemical/Component Listed as Carcinogen | YES | NTP | IARC   | OSHA |
|---|-----|-----|--------|------|
| QUARTZ ..                               | YES |     | YES-2A | NO   |

Other Exposure Limits

NONE

Emergency & First Aide Procedures for Indicated Routes of Entry

INHALATION: REMOVE FROM EXPOSURE. IF NOT BREATHING, GIVE ARTIFICIAL RESPIRATION. IF BREATHING IS DIFFICULT, GIVE OXYGEN. CONSULT A PHYSICIAN. EYES: WASH EYES WITH COOL RUNNING WATER, LIFTING UPPER AND LOWER LIDS. DO NOT RUB EYES! IF IRRITATION PERSISTS, OBTAIN MEDICAL ASSISTANCE. SKIN: NONE NEEDED FOR NORMAL USE. INGESTION: IF MATERIAL HAS BEEN EXPOSED TO OTHER CHEMICALS, OBTAIN MEDICAL ATTENTION FOR THE CHEMICAL CONTAMINANT. IF LARGE AMOUNT OF UNCONTAMINATED MATERIAL IS SWALLOWED, GET IMMEDIATE MEDICAL ATTENTION.

## SECTION 6 - REACTIVITY DATA

Stability Conditions to Avoid

STABLE .. DOES NOT APPLY

Incompatibility (Materials to Avoid)

HYDROFLUORIC ACID, TURPENTINE, VEGETABLE OIL, OR OTHER UNSATURATED ORGANIC COMPOUNDS MAY GENERATE HEAT.

Hazardous Decomposition or Combustion Products

NONE

Hazardous Polymerization

WILL NOT OCCUR

## SECTION 7 - SPILL OR LEAK PROCEDURES

Steps to be Taken in Case Material is Leaked or Spilled

CLEAN-UP OF SPILLS MAY REQUIRE PERSONAL PROTECTIVE EQUIPMENT TO PREVENT DUST EXPOSURES. SEE SECTION 8. USE CLEAN-UP PROCEDURES SUITABLE FOR ANY INERT DRY PRODUCT, SUCH AS SWEEPING OR VACUUMING. IF SPILLED ON WET, OILY, OR ICY SURFACE, PERSONAL SAFETY MAY BE ENHANCED BY LEAVING THE SPILLED MATERIAL TO ABSORB LIQUIDS AND TO IMPROVE TRACTION. AVOID CREATING DUST.

Waste Disposal Method

IF THIS MATERIAL, AS PROVIDED BY THE MANUFACTURER, BECOMES A WASTE, IT DOES NOT MEET THE CRITERIA OF A HAZARDOUS WASTE AS DEFINED BY THE ENVIRONMENTAL PROTECTION AGENCY UNDER THE AUTHORITY OF THE RESOURCE CONSERVATION AND RECOVERY ACT (40 CFR 261). DISPOSE OF IN ACCORDANCE WITH FEDERAL, STATE AND LOCAL REGULATIONS.

## SECTION 8 - PERSONAL PROTECTION INFORMATION

Respiratory Protection

NIOSH/MSHA APPROVED FOR PROTECTION AGAINST SILICA AND NUISANCE DUSTS, WHEN NECESSARY.

Ventilation

GENERAL OR LOCAL EXHAUST TO MAINTAIN EXPOSURE BELOW TLV/PEL.

Protective Gloves

TO PROTECT FROM ABRASION

Eye Protection

SAFETY GLASSES, GOGGLES, OR FACE SHIELD,  
WHEN NECESSARY TO PREVENT EYE CONTACT.

Other Protective Clothing or Equipment

NONE

## SECTION 9 - SPECIAL PRECAUTIONS

Precautions to be Taken in Handling & Storing

SHOULD BE STORED IN A MANNER TO PREVENT ACCUMULATIONS OF AIRBORNE DUST. DO NOT USE A BLOWER TO REMOVE DUST FROM CLOTHING OR ANY OTHER SURFACE.

Other Precautions

CA PROPOSITION 65: THIS PRODUCT CONTAINS RESPIRABLE CRYSTALLINE SILICA (QUARTZ) WHICH IS KNOWN TO THE STATE OF CALIFORNIA TO CAUSE CANCER.

TXI051

# ATHLETIC FIELD MARKER

## MATERIAL SAFETY DATA SHEET

*QUICK IDENTIFIER (IN PLANT COMMON NAME)*

|                              |  |
|------------------------------|--|
| <b>ATHLETIC FIELD MARKER</b> | WARNING! CAUSES IRRITATION - Avoid contact with eyes. It can cause inflammation of the cornea. It can be moderately irritating to skin. Wash skin and clothing after handling. Avoid breathing dust. It contains a small amount of crystalline silica which has been determined by IARC and NTP to be a carcinogen. Use with adequate ventilation. |
| HEALTH                       | 1*   |
| FLAMMABILITY                 | 0  |
| REACTIVITY                   | 1  |
| PERSONAL PROTECTION          | E  |

### SECTION 1 - IDENTITY

Company: TEXAS INDUSTRIES, 1341 W. MOCKINGBIRD LANE, DALLAS, TEXAS 75247  
 Emergency Telephone Number: 972/647-6700  
 Person Responsible for Preparation: NANCY GARNETT  
 Date: FEBRUARY 1998  
 Common Name (used on label): ATHLETIC FIELD MARKER  
 Chemical Family: CALCIUM CARBONATE  
 Chemical Name: DOES NOT APPLY  
 Formula: A NATURALLY OCCURRING MINERAL SUBSTANCE CONSISTING PRIMARILY OF CALCIUM CARBONATE (CaCO<sub>3</sub>), USUALLY FOUND IN THE FORM OF CALCITE.  
 Trade Name & Synonyms: LIMESTONE, WHITING, CALCIUM CARBONATE

### SECTION 2 - HAZARDOUS INGREDIENTS

| Hazardous Component              | CAS #                   | % Typical | TLV (Units)                                      | PEL (Units)           |
|----------------------------------|-------------------------|-----------|--|-----------------------|
| Limestone<br>(Calcium Carbonate) | 1317-65-3<br>(474-34-1) | 90-99     | 10 mg/m <sup>3</sup>                             | 15 mg/m <sup>3</sup>  |
| Magnesium Carbonate              | 546-93-0                | 0-5       | 10 mg/m <sup>3</sup><br>for total<br>particulate | --                    |
| Quartz*                          | 14808-60-7              | 5         | 0.1 mg/m <sup>3</sup>                            | 0.1 mg/m <sup>3</sup> |
| Stearic Acid                     | 57-11-4                 | unknown   | --   | --                    |

Limestone is a naturally occurring mineral consisting primarily of calcium carbonate (90-99%) with lesser amounts of magnesium carbonate (1-5%) and silica (typically 5% for this product), also a naturally occurring mineral, together with many other ingredients present in small but varying amounts.

\* Only particle sizes of 10 micrometers or less are considered to be respirable (breathable) and of possible hazard if exposure occurs.

PEL: Permissible Exposure Limit established by the Occupational Safety and Health Administration (OSHA).  
 TLV: Threshold Limit Value established by the American Conference of Governmental Industrial Hygienists (ACGIH).

SECTION 3 - PHYSICAL DATA

Boiling Point Specific Gravity (H<sub>2</sub>O = 1)  
DOES NOT APPLY APPROXIMATELY 2.7

Vapor Pressure (mm = Hg) Percent Volatile by Volume  
DOES NOT APPLY 0%

Vapor Density (Air = 1) Evaporation Rate (n=Butyl Acetate)  
DOES NOT APPLY DOES NOT APPLY

Percent Soluble in Water Reactivity in Water  
SLIGHT (<0.1%) WILL NOT EVOLVE FLAMMABLE OR TOXIC GASES

Appearance and Odor  
WHITE POWDER WITH NEGLIGIBLE ODOR.

SECTION 4 - FIRE AND EXPLOSION DATA

Flash Point Flammable Limits in Air (% by Volume)  
WILL NOT IGNITE Lower: DOES NOT APPLY Upper: DOES NOT APPLY

Extinguishing Media Auto Ignition Temperature  
DOES NOT APPLY DOES NOT APPLY

Unusual Fire and Explosion Hazards  
NONE

Special Fire Fighting Procedures  
NONE

SECTION 5 - HEALTH INFORMATION

Signs and Symptoms of Exposure - *Acute Overexposure* - This is exposure of large amounts in a short period of time: IRRITATION AND/OR ABRASION OF SKIN, EYES, OR NASAL PASSAGES. INHALATION OF DUST MAY RESULT IN BLOCKAGE OF NASAL AND RESPIRATORY PASSAGES.

Signs and Symptoms of Exposure - *Chronic Overexposure* - This is exposure of small to moderate amounts over a long period of time: AS IS TRUE WITH ANY MINERAL PRODUCT, LONG TERM OVEREXPOSURE TO THIS DUST WITHOUT THE USE OF A DUST MASK MAY PRODUCE X-RAY EVIDENCE OF DUST IN THE LUNGS. CONTINUED LONG TERM OVEREXPOSURE MAY AFFECT RESPIRATORY FUNCTION IN SOME INDIVIDUALS LONG TERM EXPOSURE TO QUARTZ MAY RESULT IN THE DEVELOPMENT OF PULMONARY DISEASES INCLUDING LUNG CANCER OR PNEUMONOCOONIOSIS AND SILICOSIS.

Medical Conditions Generally Aggravated by Exposure: RESPIRATORY (LUNG) DISORDERS OR DISEASES MAY BE AGGRAVATED BY EXPOSURE TO ANY DUST INCLUDING LIMESTONE. DERMATITIS OR OTHER SKIN DISORDERS MAY BE AGGRAVATED BY EXPOSURE.

TXI005A

Chemical/Component Listed as Carcinogen: QUARTZ

NTP: YES

IARC: YES

OSHA: NO

Other Exposure Limits

NONE

Emergency & First Aide Procedures for Indicated Routes of Entry:

INHALATION: REMOVE FROM EXPOSURE. IF NOT BREATHING, GIVE ARTIFICIAL RESPIRATION. IF BREATHING IS DIFFICULT, GIVE OXYGEN. CONSULT A PHYSICIAN.

EYE CONTACT: IMMEDIATELY FLUSH EYES WITH LARGE QUANTITIES OF WATER FOR AT LEAST 15 MINUTES. CONSULT A PHYSICIAN.

SKIN CONTACT: WASH SKIN THOROUGHLY WITH SOAP AND WATER, AS CONTACT WITH SKIN CAN BE MODERATELY IRRITATING.

#### SECTION 6 - REACTIVITY DATA

Stability                      Conditions to Avoid  
STABLE                         DOES NOT APPLY

Incompatibility (Materials to Avoid)

MATERIAL IS ALKALINE. AS WITH ANY ALKALINE MATERIAL, CONTACT WITH STRONG ACIDS MAY PRODUCE A STRONG, EXOTHERMIC REACTION AND MAY EVOLVE TOXIC GASES OR VAPORS DEPENDING UPON THE ACID INVOLVED.

Hazardous Decomposition or Combustion Products

DOES NOT APPLY

Hazardous Polymerization

WILL NOT OCCUR

#### SECTION 7 - SPILL OR LEAK PROCEDURES

Steps to be Taken in Case Material is Leaked or Spilled

CLEAN-UP OF SPILL MAY REQUIRE PERSONAL PROTECTIVE EQUIPMENT TO PREVENT DUST EXPOSURES AND PROTECT AGAINST IRRITATION. SEE SECTION 8.

Waste Disposal Method

IF THIS MATERIAL, AS PROVIDED BY THE MANUFACTURER, BECOMES A WASTE, IT DOES NOT MEET THE CRITERIA OF A HAZARDOUS WASTE AS DEFINED BY THE ENVIRONMENTAL PROTECTION AGENCY UNDER THE AUTHORITY OF THE RESOURCE CONSERVATION AND RECOVERY ACT (40 CFR 261). DISPOSE OF IN ACCORDANCE WITH FEDERAL, STATE AND LOCAL REGULATIONS.

TXI005A

SECTION 8 - PERSONAL PROTECTION INFORMATION

Respiratory Protection

NIOSH/MSHA APPROVED DUST MASK OR RESPIRATOR FOR PROTECTION AGAINST NUISANCE DUSTS.

Ventilation

GENERAL OR LOCAL EXHAUST, SUCH AS A FAN, TO MAINTAIN EXPOSURE BELOW TLV/PEL.

Protective Gloves

RUBBER, PVC, NEOPRENE, OR OTHER IMPERVIOUS MATERIAL

Eye Protection

SAFETY GLASSES, GOGGLES, OR FACE SHIELD, WHEN NECESSARY TO PREVENT EYE CONTACT.

Other Protective Clothing or Equipment

ARM SLEEVES, WHEN NECESSARY TO PREVENT SKIN CONTACT.

SECTION 9 - SPECIAL PRECAUTIONS

Precautions to be Taken in Handling & Storing

SHOULD BE STORED IN A MANNER TO PREVENT CONTACT WITH STRONG ACIDS.

Other Precautions

NONE DETERMINED

The information contained within was obtained from authoritative sources and is believed to be accurate for the manner in which the product is intended to be used. Other uses could result in ramifications which are not included within this document.