



Stabilizer® is a natural soil binder for producing a firm playing surface from infields that are too soft and dusty. It is an organic concentrated powder that can be used with native soils or crushed stone infield materials. Stabilizer® can be used with calcined clay or other infield amendments to provide a firm and resilient playing surface.

Stabilizer® even helps keep those amendments incorporated in your infield rather than coming to the surface. More importantly, Stabilizer® adds life and resiliency to your surface, while eliminating dust and reducing mud.



The Natural Solution



INFIELD CONDITIONER FOR FIELDS THAT ARE TOO SOFT & DUSTY!

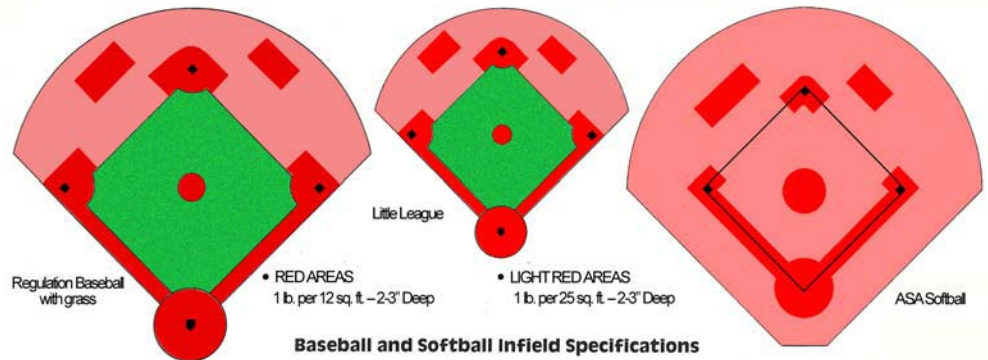
STABILIZER®

THE NATURAL SOLUTION

Firms up soft and dusty infields by retaining moisture and resilience in dry weather, yet improving drainage in wet weather!

INSTALLATION INSTRUCTIONS

1. Roto-till infield to a 2"-3" depth using a hand tiller for the mound, home plate, baselines, and a tractor tiller for the infield. For renovation roto-till infield 1-1-1/2" deep and cut quantities on chart in half.
2. Spread **STABILIZER®** at the recommended rate.
3. Roto-till the **STABILIZER®** thoroughly into the soil and make sure it is mixed to the full depth.
4. Level the infield, baseline and homeplate areas. Form the mound.
5. Using a 1000 lb. power roller or 500 lb. hand roller, roll all **STABILIZED** areas before watering.
6. Saturate **STABILIZED** areas until standing water appears.
7. Roll field again when surface has dried sufficiently.
8. Lightly spike drag the infield and rake the mound, homeplate areas and baselines to provide top cushion.
9. For final preparation, drag mat the infield.



Stabilizer Quantities	Regulation Baseball	Little League Baseball	Regulation ASA Softball
Skinned Area Quantities	Grass Infield: 400 lbs. All-Skinned: 720 lbs.	Grass Infield: 120 lbs. All-Skinned Infield: 280 lbs.	480 lbs. 60' radius infield from front center of pitcher's plate to outfield grass and 25' from homeplate to backstop & sidelines
Including:			
Pitcher's Mound	15 lbs.		5 lbs.
Home Plate Area	25 lbs.		10 lbs.
Baselines	20 lbs. each		10 lbs. each
Not Included:			
Bullpen Mound & Catcher's Area	1 lb. per 12 sq. ft. 2-3" Deep		
Warning Track & Dug-out Paths	1 lb. per 25 sq. ft. 2-3" Deep		
Batting Cage	1 lb. per 25 sq. ft. 2-3" Deep		

PLEASE NOTE: It is very important that installation is done properly. Do not try to cut corners. Raking material into the surface is not going to give desired results. Using substantially more or less **STABILIZER®** will not give desired results.

DEMONSTRATION: Place 1" of sand in two cups, add a pinch of **STABILIZER®** to one and mix, moisten both equally and let dry. Notice how the **STABILIZER®** binds the sand particles together. The sand with **STABILIZER®** is firm yet cushiony, whereas the plain sand is just sandy.

Here's How It Works

STABILIZER® is a natural glue that "binds" your infield soil mix with water to produce a firm, yet resilient, playing surface.

STABILIZER® prevents erosion, controls dust, reduces tackiness in clay, minimizes cleat damage and cuts costly rain cancellations.

STABILIZER'S® compatibility with water allows you to achieve and maintain damp soil consistency-the ultimate goal for an infield mix.

A SMALL AMOUNT GOES A LONG WAY! Comes powered in 40 lb. Bags or 200 lb. sacks.

YOUR "ONE-STOP SOURCE" FOR AMERICA'S BASEBALL SURFACES & SUPPLIES!

800-247-BEAM (2326) • 908-637-4191 • www.BEAMCLAY.com • FAX 908-637-8421

PARTAC PEAT CORPORATION, KELSEY PARK, GREAT MEADOWS, NJ 07838

STABILIZER®

THE NATURAL SOLUTION

STABILIZER® is nature's most unique soil amendment. It is designed by nature to enhance the equilibrium of the soil. **STABILIZER®**, when mixed with clays, loams, sands or crushed stone mixes, binds them together with water to produce a firm resilient playing surface that produces less mud, less dust and more playing time.

STABILIZER® offers two key advantages:

- ★ Water Bearing Capacity
- ★ Damp Soil Consistency

STABILIZER® improves the water bearing capacity of the infield surface by preserving the soil characteristics over an extensive range of moisture content. It reduces the build-up of dead material.

It also acts as a catalyst in the natural process of absorption and percolation of moisture through the soil. This is an advantage during wet or dry weather. It allows you to keep a damp soil consistency which regulates the stiffness and resiliency of the surface.

STABILIZER® provides the equilibrium a great athletic surface needs in all kinds of weather.

A **STABILIZER®** Infield Surface will retain flexibility and cushion, and will reduce wind and water erosion. This saves dollars on materials and extra man-hours.

STABILIZER® will help your infield withstand long hot doubleheaders or late inning thunderstorms.

STABILIZER® keeps you playing! It's the natural solution.

INFIELD CONSTRUCTION:

Coverages

Mound/Baseline/Homeplate Areas:

1 lb. per 12 sq. ft.

Infield Areas:

1 lb. per 25 sq. ft.

Installation:

- Roto-till infield to a 2"-3" depth
- Drop spread **STABILIZER®** evenly over the area
- Mix **STABILIZER®** thoroughly into soil
- Level the infield
- Compact area with 1000 lb. roller
- Water stabilized area thoroughly
- After field dries, spike and mat drag

INFIELD RENOVATION:

Coverages

Mound/Baseline/Homeplate Areas:

1 lb. per 45 sq. ft.

Infield Areas:

1 lb. per 45 sq. ft.

Installation:

- Drop spread **STABILIZER®** evenly over the surface
- Nail drag and mix 1" - 1 ½" depth until **STABILIZER®** is not visible
- Mat drag and continue normal maintenance

QUANTITIES FOR INFIELD CONSTRUCTION:

Regulation Baseball, with grass 10 bags (400 lbs.)
 Regulation Baseball, all skinned 18 bags (720 lbs.)

60' Radius Softball, all skinned
 to backstop and sidelines 12 bags (480 lbs.)

Little League with grass 3 bags (120 lbs.)
 Little League, all skinned 7 bags (280 lbs.)

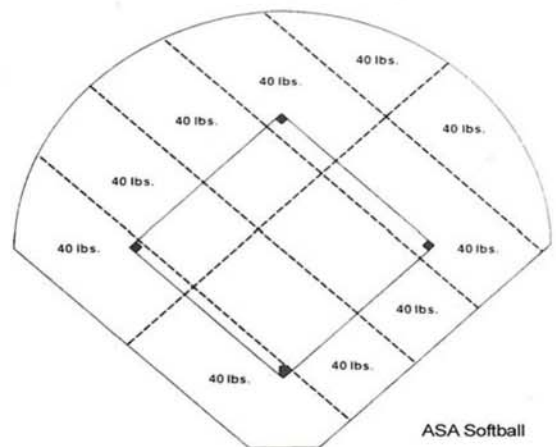
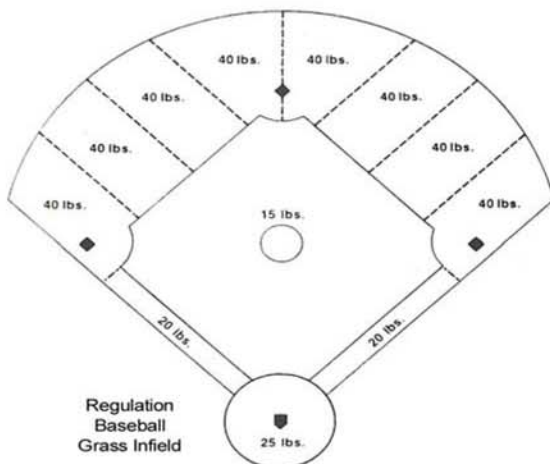
QUANTITIES FOR INFIELD RENOVATION:

Regulation Baseball, with grass 5 bags (200 lbs.)
 Regulation Baseball, all skinned 9 bags (360 lbs.)

60' Radius Softball, all skinned
 to backstop and sidelines 6 bags (240 lbs.)

Little League, with grass 1½ bags (60 lbs.)
 Little League, all skinned 3½ bags (140 lbs.)

STABILIZER® Application Rate For Newly Constructed Fields



YOUR "ONE-STOP SOURCE" FOR AMERICA'S BASEBALL SURFACES & SUPPLIES!

STABILIZER®

THE NATURAL SOLUTION

Installation Instructions and Equipment Check List




1. Roto-till infield to 3" for new construction and 1 1/2" depth for renovation.
(Hand tiller for mound, homeplate & baselines)
(Tractor tiller for infield)

5. Roll all Stabilized areas before watering.
(Use power roller or 500 lb. minimum hand roller)




2. Spread STABILIZER® as per diagram.
(30" - 36" drop spreader)



3. Roto-till STABILIZER® thoroughly into soil.
Full tilled depth.
(Equipment same as step 1)

6. Flood Stabilized areas until standing water appears. Can not over water.
(Water source & hoses)

7. After drying, lightly spike drag infield & rake mound, homeplate, and baselines. This is for touch up and to provide top cushion.



8. Screen drag infield for final prep.

4. Level infield, baselines, homeplate areas, and form mound.
(Landscape rakes, spike drag & screen drag)

YOUR "ONE-STOP SOURCE" FOR AMERICA'S BASEBALL SURFACES & SUPPLIES!