


# Wall Padding & Backstop Catalog


	Page(s)
• Folding Backstop Padding.....	2
• Stadium Wall Padding .....	3
• Rail and Post Padding .....	4
• Backstops.....	5



University of Louisville Baseball Stadium

ALL PRICES SUBJECT TO CHANGE & AVAILABILITY PLUS SHIPPING

**BACKSTOP PADDING**




*SPECIFY COLOR WHEN ORDERING*

**FOLDING BACKSTOP PADDING**

18 oz. Vinyl covers with 2" polyfoam. Pads are made to fold in 2' wide panels for storage and shipping. Grommets every 12" along top, bottom and sides for anchoring except with Velcro ends if padding butting together. **STOCK COLORS SOLID OR ALTERNATING:** Maple Green, Kelly Green, Royal Blue, Navy Blue, Sky Blue, Red, Orange, Yellow, White, Black, Grey, Tan, Purple, and Maroon.

Must specify when ordering which pads butt together. Velcro attachment provided @ no extra charge. One pad with velcro flap, the other would have a velcro strip sewn to its back.

	EACH	WITH GRAPHICS
2'H X 6'L, Wt. 8 lbs.	\$110	\$250
2'H X 8'L, Wt. 10 lbs.	\$130	\$275
2'H X 10'L, Wt. 13 lbs.	\$155	\$300
2'H X 12'L, Wt. 15 lbs.	\$185	\$330
3'H X 6'L, Wt. 12 lbs.	\$165	\$295
3'H X 8'L, Wt. 16 lbs.	\$205	\$265
3'H X 10'L, Wt. 20 lbs.	\$235	\$440
3'H X 12'L, Wt. 24 lbs.	\$265	\$500
4'H X 6'L, Wt. 15 lbs.	\$195	\$365
4'H X 8'L, Wt. 20 lbs.	\$245	\$450
4'H X 10'L, Wt. 25 lbs.	\$295	\$565
4'H X 12'L, Wt. 30 lbs.	\$345	\$675



*ALL PRICES SUBJECT TO CHANGE & AVAILABILITY PLUS SHIPPING*

Stadium Wall Padding—Nissen




## WALL PADDING

### NISSEN® OUTDOOR STADIUM WALL PADDING

#### Features

- 2", 3" or 4" IFD 100 (Very Firm) Open-Cell Foam or Softer IFD 50 Open Cell Foam
- 18 oz. Vinyl coated with high UV-resistance
- 3/4" water sealed exterior grade plywood backed
- 4' wide sections
- Bottom vents let moisture drip out
- Permanent or Z-clip attachment or sewn pads
- Digital or hand painted graphics
- Z-Channel takes 4 pieces per panel—2 top & 2 bottom (1 on pad, 1 on wall, top & bottom)

CALL FOR QUOTATION



14 OUTDOOR PADDING COLORS



Also available in 1", 1.5", 2", 3", or 4" (extra firm) closed cell polyethylene foam.



Wall padding at Citizens Bank Park, home of the Philadelphia Phillies

ALL PRICES SUBJECT TO CHANGE & AVAILABILITY PLUS SHIPPING


## OUTDOOR STADIUM WALL PADDING

Panels are typically 4 feet wide with heights up to 8 feet. Standard Firm 1" -4" IFD 70 open-cell foam encased in high UV-resistant 18 oz. vinyl. When ordering, leave at least 6" from the bottom of padding for maintenance and so the ball doesn't get stuck underneath. Wall Padding comes either:

- 1.) Plywood backed for permanent attachment with 1" strip top & bottom for screwing to wall
- 2.) Plywood backed with "Z" clip attachment for taking up & down (very popular with baseball and football stadiums) to attach to concrete or wood walls,
- 3.) Plywood backed with bolts and backup plates to attach to chain link fence, or
- 4.) Sewn pads with 1-5/8" grommet flaps at top and bottom (grommets every 12") to attach to chain link fence. When ordering give us actual height of foam without including flaps.

**18 standard colors:** White, Grey, Beige/Tan, Black, Maroon, Red, Orange, Yellow/Gold, Burnt Orange, Kelly Green, Midnight Green, Medium Green, Navy, Royal Blue, CC Sky Blue, Purple, Vegas Gold, Sport Grey/Charcoal.

Call for quotation. **Digital & hand painted graphics available.**



### 18oz. Outdoor Vinyl Color Chart



ALL PRICES SUBJECT TO CHANGE & AVAILABILITY PLUS SHIPPING

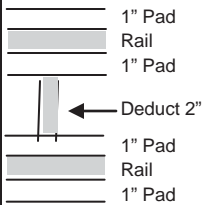
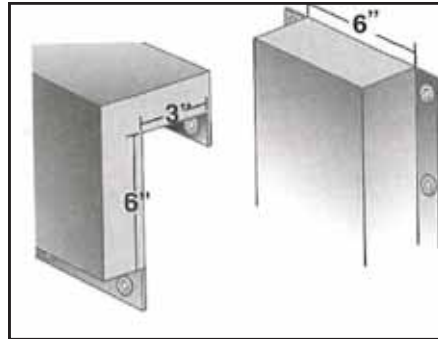
**CHAIN LINK FENCE TOP RAIL AND POST PADS**

Designed to cover the dangerous vertical and horizontal posts and allow for view through the fence. Made of 3" high-density open cell foam fully encased in 18 oz. UV-resistant vinyl. Attach with nylon ties (not included) through grommets every 6".

Chain Link Top Rail Pad, 3" Foam, 9" face, 6" top, 1-1/2" flaps, grommets every 6"

Chain Link Post Pad, 3" Foam, 6" wide w/1-1/2" flaps, grommets every 6"

**CUSTOM MADE**  
Call with Dimensions  
For Quote

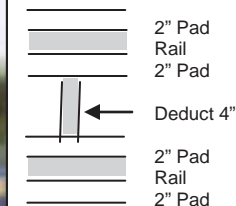


**RAIL GUARDS™**  
**DUGOUT RAIL PADDING**

1" thick closed-cell polyethylene foam encased in 18 oz. vinyl with grommets every 6" for attachment to up to 3" diameter railing. Flexible enough for 90° angle. Specify color Maple Green, Kelly Green, Royal Blue, Navy Blue, Sky Blue, Red, Orange, Yellow, White, Black, Grey, Tan, Purple, and Maroon.

1"

**CUSTOM MADE**  
Call with Dimensions  
For Quote



**RAIL GUARDS™**  
**RAIL & FENCE-TOP PADDING**

2" thick closed-cell polyethylene foam fully encased in 18 oz. vinyl with grommets every 6" for attachment to up to 3" diameter railing. Being thicker, bunches up somewhat on 90° angle. Specify color Maple Green, Kelly Green, Royal Blue, Navy Blue, Sky Blue, Red, Orange, Yellow, White, Black, Grey, Tan, Purple, and Maroon.

2"

**CUSTOM MADE**  
Call with Dimensions  
For Quote



**ALL PRICES SUBJECT TO CHANGE & AVAILABILITY PLUS SHIPPING**

Backstops

**BACKSTOPS**

**CHAIN LINK WINGED BACKSTOPS for Permanent Installation in Ground**



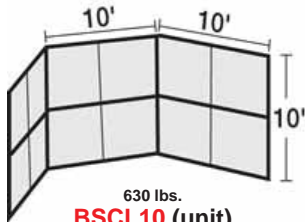
**CHAIN LINK WINGED BACKSTOPS**

Permanent backstops are constructed by installing supplied 2-3/8" pipe supports approximately every 10' in concrete footings as shown on installation drawings provided. You then simply bolt factory pre-fabricated 5' x 10' panels in place to create your finished backstop. No more cutting and stretching chain link material in the field. These backstops are extremely durable and allow individual panels to be removed for re-screening or replacement as needed. **5 Year Limited Warranty.**

**CHAIN LINK PANELS—5' x 10'**

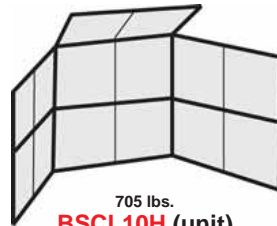
Prefabricated panels are the building blocks of these backstops. They simply bolt into place, eliminating on-site cutting and fitting. Panels are 5' x 10' & are composed of 1-5/16" O.D. galvanized tubing with center reinforcing brace and 9 gauge galvanized woven wire that is stretched and fastened on all sides with 3/8" rods and steel clamps. These 5' x 10' panels may also be used to construct 5' high fences for dugout and baseline extension. **5 Year Limited Warranty.**

**BSCL5X10 (each) \$395**



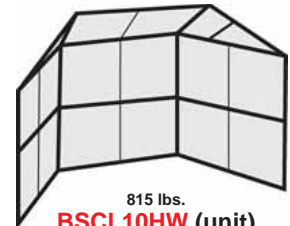
630 lbs.  
**BSCL10 (unit)**

**\$1,995**



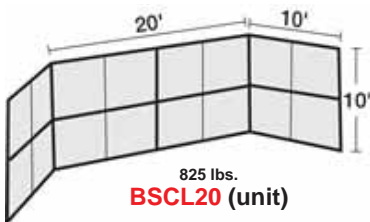
705 lbs.  
**BSCL10H (unit)**

**\$2,495**



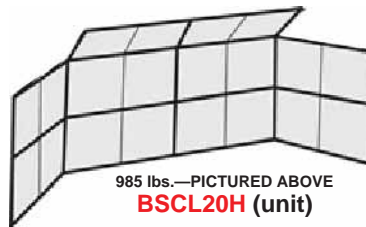
815 lbs.  
**BSCL10HW (unit)**

**\$2,895**




825 lbs.  
**BSCL20 (unit)**

**\$2,695**



985 lbs.—PICTURED ABOVE  
**BSCL20H (unit)**

**\$3,295**



1,095 lbs.  
**BSCL20HW (unit)**

**\$3,995**

ALL PRICES SUBJECT TO CHANGE & AVAILABILITY PLUS SHIPPING