

PARTAC®

Golf & Athletic Field Turf Top-Dressings, Construction Mixes, Sands, & Landscape Materials

	Page(s)
• Top-Dressings & Construction Mixes	2
• Top-Dressing Sands, Fairway Sands, Bunker / Trap Sands	3
• Colored Sands & Divot Repair Mixes.....	4-5
• Cart & Pathway Mixes & Stabilizer®.....	6
• Planting Mixes: Sphagnum Peat Moss, Reed-Sedge Peat, Peat Humus, Screened Top-Soil	7
• Landscape Materials: Mulches, Crumb Rubber, Bentonite, Pond Liner Clay	7
• White Beach / Playground Sands, Drainage Sands, "Delaware River Rounds" Landscape Stones	8
U. S. Golf Hole Targets.....	9





Turf Top-Dressings & Construction Mixes



WHOLESALE PRICE LIST: F.O.B. GREAT MEADOWS, NJ
EFFECTIVE: JANUARY 1, 2017

PARTAC® TOP-DRESSINGS & CONSTRUCTION MIXES

PARTAC® PREMIUM (Per Rutgers Guidelines)
All Heat-Treated — See brochure for specs.

PREMIUM HIGH-SAND MIX (Per USGA Guidelines)
All Heat-Treated 80/20 — See brochure for specs.
All Heat-Treated 90/10
All Heat-Treated 95/5

HIGH-SAND BLENDS: (*Per USGA Guidelines)
Sand B (85% between .25mm and 1mm)
blended with Heat-Treated (2mm) Reed-Sedge Peat
and re-screened thru a 2mm screen

- 80/20 (80% Sand B/20% Reed-Sedge Peat)*
- 85/15 (85% Sand B/15% Reed-Sedge Peat)*
- 90/10 (90% Sand B/10% Reed-Sedge Peat)*
- 70/30 (70% Sand B/30% Reed-Sedge Peat)
- 95/5 (95% Sand B/ 5% Reed-Sedge Peat)*



B-MIX (2mm) BLENDS: (*Per USGA Guidelines) Sand B (85% Between .25mm and 1mm) blended with Heat-Treated (2mm) mix of 2 parts Sandy Loam/1 part Reed-Sedge Peat and re-screened thru a 2mm screen.

- B-33 (33% Sand B/67% Soil Mix)
- B-50 (50% Sand B/50% Soil Mix)
- B-60 (60% Sand B/40% Soil Mix)
- B-67 (67% Sand B/33% Soil Mix)* (B-67 is an excellent value for greens construction.)
- B-75 (75% Sand B/25% Soil Mix)*
- B-80 (80% Sand B/20% Soil Mix)*
- B-85 (85% Sand B/15% Soil Mix)*
- B-90 (90% Sand B/10% Soil Mix)*

OTHER CONSTRUCTION MIXES FOR GREENS & TEES:

- 33% Golf Sand B/33% Top-Soil/33% Reed-Sedge Peat
- 40% Golf Sand B/40% Top-Soil/20% Reed-Sedge Peat
- 40% Golf Sand B/30% Top-Soil/30% Reed-Sedge Peat
- 50% Golf Sand B/25% Top-Soil/25% Reed-Sedge Peat
- 60% Golf Sand B/20% Top-Soil/20% Reed-Sedge Peat
- 70% Golf Sand B/10% Top-Soil/20% Reed-Sedge Peat
- 70% Golf Sand B/15% Top-Soil/15% Reed-Sedge Peat
- 70% Golf Sand B/20% Top-Soil/10% Reed-Sedge Peat
- 80% Golf Sand B/10% Top-Soil/10% Reed-Sedge Peat
- 85% Golf Sand B/10% Top-Soil/5% Reed-Sedge Peat
- 85% Golf Sand B/5% Top-Soil/10% Reed-Sedge Peat
- 70% Golf Sand B/30% Reed-Sedge Peat
- 80% Golf Sand B/20% Reed-Sedge Peat
- 85% Golf Sand B/15% Reed-Sedge Peat
- 90% Golf Sand B/10% Reed-Sedge Peat
- 95% Golf Sand B/5% Reed-Sedge Peat

XGD MIXES: For improving drainage on existing greens.

FAIRWAY & ATHLETIC FIELD TOP-DRESSING — ECONOMY MIXES: 1/4" Screened (Sandy Loam) Top-Soil and Sand B blended through hammermill and re-screened for top-dressing use. Various Ratios:

- 1/4" Screened Top-Soil
- 1/4" Screened Top-Soil (Re-screened before shipping)
- 2 Parts Top-Soil and 1 Part Sand
- 1 Part Top-Soil and 1 Part Sand
- 1 Part Top-Soil and 2 Parts Sand

	BULK PER TON	TO GET APPROX PRICE/CU. YD. MULTIPLY BY	PER 50 LB. BAG
	\$82	.85	\$5.95
	\$67	1.15	\$5.45
	\$62	1.16	\$5.10
	\$60	1.17	—
	\$57.50	1.17	\$4.85
	\$53	1.18	—
	\$51.50	1.19	\$4.75
	\$61	1.16	\$5.00
	\$50.50	1.20	—
	\$69.50	.97	\$5.50
	\$62.50	1.03	\$5.15
	\$59	1.06	—
	\$57	1.08	\$4.85
	\$53.50	1.11	—
	\$52	1.13	\$4.75
	\$50	1.15	—
	\$49	1.17	—
	\$58	.92	—
	\$50	.99	—
	\$56	.95	—
	\$53.50	.99	—
	\$51.50	1.03	—
	\$52	1.05	—
	\$49.50	1.07	—
	\$47	1.10	—
	\$48	1.12	—
	\$44	1.13	—
	\$46	1.09	—
	\$57.50	1.01	—
	\$52.50	1.07	—
	\$50.50	1.10	—
	\$48.50	1.14	—
	\$46.50	1.17	—
	Call for Prices		—
	\$45	1.00	—
	\$47	1.00	—
	\$47	1.07	—
	\$47	1.10	—
	\$47	1.13	—

PALLET & COVER CHARGE - \$6.50/PALLET, UP TO 50 BAGS/PALLET.

ALL PRICES SUBJECT TO CHANGE & AVAILABILITY PLUS SHIPPING



Top-Dressing Sands

WHOLESALE PRICE LIST: F.O.B. GREAT MEADOWS, NJ
EFFECTIVE: JANUARY 1, 2017

SILICA GOLF SANDS:

Ideal for top-dressing and constructing greens & tees. Heat-treated for drill & fill & synthetic turf infill!

North Jersey Plant

		TO GET APPROX PRICE/CU. YD. MULTIPLY BY	
Sand B - Approx. 85% between .25mm and 1mm, 100% passing 2mm			
Bulk		1.2	\$45/ton
50# Bag Poly		1.2	\$4.95/bag
Sand B - Heat-Treated - Approx 85% between .25mm and 1mm, 100% passing 2mm			
Bulk		1.2	\$58/ton
50# Bag Poly		1.2	\$5.25/bag
Sand A - Heat-Treated #30/50 (.3-.6mm) Min. 95% between .25mm - 1mm, 100% passing 2mm			
50# Bag Poly		1.15	\$9.85/bag
Sand A - Heat-Treated #20/40 (.4-.8mm) Min. 99% between .25mm - 1mm, 100% passing 2mm			
50# Bag Poly		1.15	\$9.95/bag
Sand A - Heat-Treated #16/35 (.5-1.2mm) Min. 99% between .25mm - 1.4mm, 100% passing 2mm			
50# Bag Poly		1.15	\$9.95/bag

South Jersey Plant

Sand A - Heat-Treated #30/50 (.3-.6mm) Min. 95% between .25mm - 1mm, 100% passing 2mm			
Bulk		1.15	\$90/ton
100# Paper (30/pallet)		1.15	\$7.75/bag
3,000# Bulk Bag		1.15	\$150/ton
Sand A - Heat-Treated #20/40 (.4-.8mm) Min. 99% between .25mm - 1mm, 100% passing 2mm			
Bulk		1.15	\$95/ton
100# Paper (30/pallet)		1.15	\$8/bag
3,000# Bulk Bag		1.15	\$160/ton
Sand A - Heat-Treated #16/35 (.5-1.2mm) Min. 99% between .25mm - 1.4mm, 100% passing 2mm			
Bulk		1.15	\$95/ton
100# Paper (30/pallet)		1.15	\$8/bag
3,000# Bulk Bag		1.15	\$160/ton

PARTAC® FAIRWAY SILICA TOP-DRESSING SANDS:

	BULK PER TON	TO GET APPROX PRICE/CU. YD. MULTIPLY BY	PER 50 LB. BAG
Fairway Sand B —Approx. 85% between .25mm and 1mm			
South Jersey Plant—Not Rescreened	\$29	1.2	—
North Jersey Plant—Not Rescreened	\$42	1.2	—
North Jersey Plant—Rescreened, 100% passing 2mm	\$45	1.2	\$4.95
Fairway Sand C —Approx. 70% between .25mm and 1mm			
South Jersey Plant	\$26	1.2	—

PARTAC® WHITE TRAP SANDS

Extra White Trap Sand - Fine			
South Jersey Plant	\$30	1.2	—
North Jersey Plant	\$47	1.2	\$5
White Trap Sand - Medium			
South Jersey Plant	\$29	1.2	—
North Jersey Plant	\$42	1.2	\$4.95

ALL PRICES SUBJECT TO CHANGE & AVAILABILITY PLUS SHIPPING



Colored Sands & Divot Repair Mixes



WHOLESALE PRICE LIST
EFFECTIVE: JANUARY 1, 2017

PARTAC® GREEN SAND FOR DIVOT REPAIRS ON NATURAL TURF OR FOR SYNTHETIC TURF INFILL

Ceramically & Permanently Colored - For Televised Events, The Ultimate Solution For Unsightly Divots!

- Fine** (95% Between .25mm-1mm) - Standard Green—IL Plant
- Fine** (95% Between .25mm-1mm) - Standard Green—NJ Plant
- Fine** (95% Between .25mm-1mm) - Dark Hunter Green—IL Plant
- Coarse** (95% Between .25mm-2mm) - Dark Hunter Green—NJ Plant
- Fine - Standard Green & Black 60/40 Blend**—IL Plant
- Fine - Standard Green & Black 60/40 Blend**—NJ Plant

For additional UV-Resistance for sand-filled synthetic turf add \$2.50/bag.

BULK PER TON

TO GET APPROX PRICE/CU. YD. MULTIPLY BY

PER 50 LB. BAG

—	1.35	\$21.95
—	1.35	\$26.95
—	1.35	\$24.95
\$325	1.35	\$12.95
—	1.35	\$24.95
—	1.35	\$28.95

PARTAC® GREEN SAND DIVOT REPAIR MIX

Partac® Green Sand Blended With Partac® Premium Top-Dressing for Excellent Germination and "Deep Green Color" while turf fills in. The Best Divot Repair Mix Available!

- Fine** - Standard Green
- Coarse** - Dark Hunter Green

—	1.02	\$15
\$255	1.10	\$10.25

DIVOT REPAIR MIXES - FOR FAST GERMINATION 50 lb. Bags, 50/Pallet, NJ Plant

- Premium (2-1):** 2 parts Premium Top-Dressing, 1 part Reed-Sedge Peat
- Premium (9-1):** 9 parts Premium Top-Dressing, 1 part Reed-Sedge Peat
- Medium:** 2 parts B-50 Blend Top-Dressing, 1 part Reed-Sedge Peat
- Economy:** 67% Sand B/33% Reed-Sedge Peat
50% Sand B/50% Reed-Sedge Peat

\$95	.65	\$6.50
\$85	.8	—
\$73.50	.76	—
\$57	.88	—
\$69	.72	—


Compost Mixes (5 parts Top-Soil, 2 Parts Reed-Sedge Peat, 1 part composted Horse Manure NOT Sewage or Leaf Compost and NOT Heat-Treated):

- 100% Compost Mix
- 67% Compost Mix/33% Sand B
- 50% Compost Mix/50% Sand B
- 20% Compost Mix/80% Sand B
- Premium: 25% Horse Manure Compost Mix / 25% Reed-Sedge Peat / 50% Golf Sand B

\$60	.88	—
\$53	.99	—
\$50	1.04	—
\$45	1.14	—
\$72	.99	—

PARTAC® COLORED SANDS

Ceramically & Permanently Colored in 21 Colors: Green, Red, BCM Blue, 787 Blue, Navy, Yellow, OSHA Yellow, Teak, Teal, Blue/Grey, Black, Grey, White, Light Beige, Buff, Tan, Camel, Chocolate, Walnut, Smoke, Peach, and 7 Premium Colors: (add \$3.25/bag): Burgundy, Fiesta Red, Grape, Hunter Green, Light Rose, Orange, Plum. (See Full Color Chart on next page.) Blends of colors add \$3.10/bag. 10% overage possible. 8 bag minimum. Custom colors and blends available. For UV-resistant color (recommended for artificial turf applications), add \$2.50/bag.



Extra Fine 40/100 mesh (.15-.42mm), predominately 70 mesh (.21mm) 1 Color	\$21.95
Fine 30/50 mesh (.3-.6mm), predominately 40 mesh (.42mm) 1 Color	\$21.95
Medium 20/40 mesh (.42-.84mm), predominately 30 mesh (.59mm) 1 Color	\$24.95
Coarse: 9/60 mesh (.25-2mm), predominately 16-30 mesh (.59-1.2mm) Dark Green or Red	\$12.95
Medium Plus 16/40 mesh (.42-1.2mm), predominately 20 mesh (.84mm) 1 Color	\$27.95
Medium Extra 12/30 mesh (.59-1.7mm), predominately 16 mesh (1.2mm) 1 Color	Call for Price
Extra-Large (3-4mm) 1 Color	\$35.95

PALLET & COVER CHARGES - \$6.50/PALLET FROM NJ. UP TO 50 BAGS/PALLET.
PALLET & COVER CHARGES - \$8/PALLET FROM IL. UP TO 50 BAGS/PALLET.

ALL PRICES SUBJECT TO CHANGE & AVAILABILITY PLUS SHIPPING



ALL PRICES SUBJECT TO CHANGE & AVAILABILITY PLUS SHIPPING



Cart / Walking Path Mixes & Stabilizer®



PARTAC®
NATURAL
PATHWAY & GOLF CART PATH MIXES



Use near greens (instead of macadam or concrete) for firm, smooth surfaces with great drainage that stop rather than bounce golf balls!

Available in 3/16" minus Burgundy Red, Grey, Tan or White crushed stone with either a 20% **Beam Clay® Binder** for smoother surface, or a 5% **Beam Clay® Binder** for a somewhat crunchier surface, or with Stabilizer® a natural organic binder "Stabilized" for an even firmer, yet more resilient surface—each with excellent drainage and resistance to erosion. Excellent natural surfaces for walking paths, jogging trails, driveways, or patios. Also, the effect is subtle. The surface looks like natural aggregate. Upon further inspection you notice the aggregate holds together. **The Path when wet, is stable.** These binders will not transform the aggregate into concrete- you can still feel the crunch of the gravel under foot. It simply makes an aggregate stronger where you want a natural, rugged appearance, but you also want better performance. **Easy to maintain:** Recommended maintenance is to scarify and roll each spring. Otherwise, drag mat as needed to maintain smooth surface. Recommended depth is 1" - 3" depending on your base. If poorly draining soil, stabilize base first with 3/4" minus road stone.

3/16" Burgundy Red Cart / Pathway Mix

One cubic yard weighs approximately 2,700 lbs., plus add 20% for compaction. Each 1" compacted requires approximately 5 tons per 1,000 square feet.

- Burgundy Red with 5% **Beam Clay® Red Binder**
- Burgundy Red with 20% **Beam Clay® Red Binder**
- Burgundy Red with **Stabilizer® Binder**



BULK/TON	50 LB. BAG Up to 50/pallet
\$55	\$5.95
\$80	\$6.50
\$110	\$7.50

3/16" Grey Cart / Pathway Mix

One cubic yard weighs approximately 3,240 lbs., plus add 20% for compaction. Each 1" compacted requires approximately 6 tons per 1,000 square feet.

- Grey with 5% **Beam Clay® Grey Binder**
- Grey with 20% **Beam Clay® Grey Binder**
- Grey with **Stabilizer® Binder**



\$55	\$5.95
\$80	\$6.50
\$110	\$7.50

3/16" Tan Cart / Pathway Mix

One cubic yard weighs approximately 3,240 lbs., plus add 20% for compaction. Each 1" compacted requires approximately 6 tons per 1,000 square feet.

- Tan with 5% **Beam Clay® Tan Binder**
- Tan with 20% **Beam Clay® Tan Binder**
- Tan with **Stabilizer® Binder**



\$70	\$6.95
\$95	\$7.50
\$125	\$7.95

3/16" White Cart / Pathway Mix

One cubic yard weighs approximately 3,240 lbs., plus add 20% for compaction. Each 1" compacted requires approximately 6 tons per 1,000 square feet.

- White with 5% **Beam Clay® White Binder**
- White with 20% **Beam Clay® White Binder**
- White with **Stabilizer® Binder**



\$55	\$5.95
\$80	\$6.50
\$110	\$7.50

PALLET & COVER CHARGES: \$6.50/PALLET.

STABILIZER®

- A colorless, odorless natural glue that binds sand & aggregates together producing firm yet well-draining surfaces. The natural way to provide excellent moisture control, dust control, and erosion prevention for golf cart paths, tee approaches, sand trap bases, edges and banks.

For cart paths uniformly work in 1 lb. or more every 10-20 sq. ft. (3" deep), wet and roll; or blend 15-17 lbs. of **Stabilizer®** per ton of crushed aggregate screenings, wet and roll. **For sand trap bases, edges, and banks** uniformly blend 20-25 lbs. **Stabilizer®** and 3 lbs. **Sports Grids** into each 1 ton of 1/8" minus aggregate, make into a slurry, spread 2" deep, roll and/or tamp. **To firm existing trap sands** uniformly work in 1 lb. **Stabilizer®** every 5 sq. ft. (4" deep), or blend 10 lbs. into each 1 ton of sand. 40 lb. bags - up to 50/pallet.

	Per Lb.	Per Bag
F.O.B. AZ - 40 lb. Bags (up to 50/pallet)	\$3/lb.	\$120
<i>Also available in 200 lb. Bulk Bags (up to 5/pallet), 1,000 lb. bulk bags (up to 2/pallet), and 2,000 lb. bulk bag (1/pallet) at same price per lb.</i>		
F.O.B. NJ - 40 lb. Bags (up to 50/pallet)	\$3.25/lb.	\$130

STALOK® G400

- Synthetic Reinforced Fiber for Bunkers 1/2"-3/4" tan polypropylene fibers to mix with **Stabilizer®** and 1/8" minus aggregate for sand trap bases, edges, and banks. F.O.B. AL or AZ

30 lbs./bags, up to 17 bags/pallet

\$3/lb.
\$90/bag

ALL PRICES SUBJECT TO CHANGE & AVAILABILITY PLUS SHIPPING

PLANTING MIXES & LANDSCAPE MATERIALS:TO GET APPROX.
PRICE/CU. YD.
MULTIPLY BY**REED-SEDGE PEAT** 460—900 LBS./CY - Up to 110 Cubic Yard Walking Floor Bulk Loads

\$55/CY

Smaller Quantities, Picked-Up

\$235/Ton

Also available in 5CY Bulk Bags

Call For Price

PEAT HUMUS

(Approximately 1,500 Lbs./Cubic Yard)

.75

\$150/Ton

SCREENED TOP-SOIL (1/4")

1.0

\$45/Ton

PLANTING MIXES For flower beds, vegetable gardens, and economical construction mixes. 1/4" screened Top-Soil blended with Peat Humus, or a mix of 1/4" screened Top-Soil and Sand B in any ratio blended with Peat Humus.

Planting Mix (5-1 Peat) Approx. 1,920 Lbs./CY

.96

\$58/Ton

Planting Mix (4-1 Peat) Approx. 1,900 Lbs./CY

.95

\$61/Ton

Planting Mix (3-1 Peat) Approx. 1,875 Lbs./CY

.94

\$66/Ton

Planting Mix (2-1 Peat) Approx. 1,835 Lbs./CY

.92

\$74/Ton

Planting Mix (1-1 Peat) Approx. 1,750 Lbs./CY

.88

\$90/Ton

COMPOST MIX 5 Parts Top-Soil, 2 Parts Reed-Sedge Peat, 1 Part Composted Horse Manure

.88

\$60/Ton

LANDSCAPE MULCHES delivered to all of NJ

Double Shredded Virgin Hardwood Landscape Mulch, 100 cy trailer loads

\$31/CY

Hardwood Oak Bark Mulch, 80 cy trailer loads

\$37.50/CY

Hemlock/Spruce Bark Mulch, 80 cy trailer loads

\$40/CY

Double Shredded Hardwood Landscape Mulch (Recycled) - Colored (**Red, Black or Dark Brown**)Premium Double Shredded Virgin Hardwood Landscape Mulch - Colored (**Red, Black or Dark Brown**)

80 cy trailer loads delivered in NJ

\$37/CY

Economy Mulches:

Double Shredded Root Mulch - Dark in color

65-75 cy trailer loads

Call For Price

Econo Landscape Mulch - Light in color (Reclaimed Wood, Double Shredded)

100 cy trailer loads

Call For Price

Playground/Safety™ Mulch—delivered to NJ, North of Rt. 295

80-100 CY Trailer loads

\$30/CY

50-79 CY Trailer loads

\$35/CY

30-49 CY Trailer loads

\$40/CY

BLACK CRUMB RUBBER GRANULES—S. Jersey Plant
2,000 lb. Bulk Bags = 2.65 CY, approximately 28 lbs./cu. ft.

6-10 Mesh

\$435/Ton

10-20 Mesh

\$485/Ton

30-40 Mesh

\$525/Ton

50 LB. BAGS = approximately 1.75 cu. ft./bag, up to 40/pallet

6-10 Mesh

\$10.50/Bag

10-20 Mesh

\$11.50/Bag

30-40 Mesh

\$12.50/Bag

BENTONITE CLAY Natural, highly impermeable, granular sodium Bentonite sealant for ponds & dams!
50 lb. bags (48/Pallet).

F.O.B., WY Full Pallets

\$5.95/Bag

F.O.B., NJ: Partial Pallets

\$19.50/Bag

F.O.B., NJ: Full Pallets

\$19/Bag

POND LINER CLAY Usually installed 6" or more deep to hold water in ponds & lagoonsDARK GREY 10⁻⁷Check for special
delivered prices.

\$55/Ton

PALLET & COVER CHARGE - \$6.50/PALLET.

ALL PRICES SUBJECT TO CHANGE & AVAILABILITY PLUS SHIPPING

White Beach Sands & "Delaware River Rounds"**WHITE BEACH / PLAYGROUND SANDS**

Washed, Screened Silica Sands.

	<u>BULK PER TON</u>		<u>PER 50 LB. BAG</u>
Extra White Beach - Fine			
<i>South Jersey Plant</i>	\$30	1.2	—
<i>North Jersey Plant</i>	\$47	1.2	\$5
White Beach Sand - Medium			
<i>South Jersey Plant</i>	\$29	1.2	—
<i>North Jersey Plant</i>	\$42	1.2	—
White Beach Sand - 18/50			
<i>South Jersey Plant</i>	\$60	1.2	—
<i>North Jersey Plant</i>	\$72	1.2	—
White Beach Sand - 20/40			
<i>South Jersey Plant</i>	\$45	1.2	—
<i>North Jersey Plant</i>	\$64	1.2	—
White Beach Sand - Heat Treated - 18/50			
<i>South Jersey Plant</i>	\$75	1.2	—
<i>North Jersey Plant</i>	\$92	1.2	—
White Beach Sand - Heat Treated - 20/40			
<i>South Jersey Plant</i>	\$95	1.2	—
<i>North Jersey Plant</i>	\$112	1.2	—

TO GET APPROX
PRICE/CU. YD.
MULTIPLY BY

**20/40 also available in 100 lb. bags and 3,000 lb. bulk bags

PALLET & COVER CHARGE: \$6.50 PER PALLET

COARSE CONCRETE/DRAINAGE SANDS:

Silica—White			
<i>South Jersey Plant</i>	\$25		—
<i>North Jersey Plant</i>	\$42		—
Silica—Extra White			
<i>South Jersey Plant</i>	\$27		—
<i>North Jersey Plant</i>	\$44		—
Granite/Limestone—Grey			
<i>North Jersey Plant</i>	\$12.50	1.35	—

"DELAWARE RIVER ROUNDS" Grey Washed Sand & Stone

	<u>BULK PER TON</u>
Concrete Sand	\$12.50/Ton
Ice Control	\$12.50/Ton
3/8" Stone	\$12.50/Ton
5/8" Stone	\$14.50/Ton
1" Stone	\$14.50/Ton
2" - 4" Stone	\$12.50/Ton
4" - 8" Stone	\$12.50/Ton
2" - 8" Stone	\$10.50/Ton
8" + Stone	\$25/Ton
Bank Run Gravel	\$8.50/Ton
Pond Fill	\$6/Ton
Beach Stone Fill	\$6/Ton

ALL PRICES SUBJECT TO CHANGE & AVAILABILITY PLUS SHIPPING

U.S. GOLF HOLE TARGETS™

1 Set of 18 Targets (Tournament Supply)	\$49.95 (49.95/set)
12 Sets of 18 Targets (1 case)	\$570 (\$47.50/set)

TARGET CUPS

While U.S. Golf Hole Targets fit all standard cups, these white molded plastic cups are designed to fit perfectly with **Targets** to prevent golfers who use their putter to remove balls from cup from accidentally displacing the **Target**.

1 cup	\$24.95 each
Box of 9 cups	\$202.50/box (\$22.50 each)

TARGET CUP-SETTERS

White molded plastic cup-setters engineered to fit perfectly with **Targets** to prevent "sticking" and to provide more equalized downward force than traditional cup-setters to better level turf around the golf hole.

1 per Box	\$24.95 each
-----------	---------------------

TARGET - STARTER PACKAGE:

Package includes: Two **Target Cup-Setters**
Twelve sets (216) of **18 Targets**
Two sets (18) of **9 Target Cups**

\$975
(normally \$1,024.90)



ALL PRICES SUBJECT TO CHANGE & AVAILABILITY PLUS SHIPPING

TURF BRUSHES

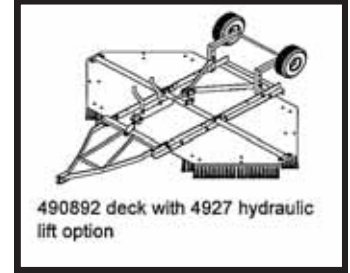
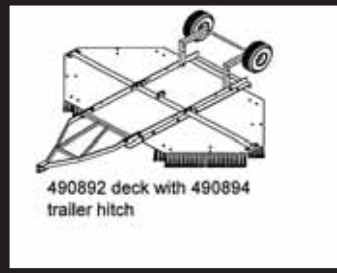
Quickly Brushes Top-Dressing Into Established Turf

Quickly Brushes Top-Dressing Into Established Turf



Standard Equipment

- 72" wide steel deck - optional aluminum deck
- Patented angled doubled-diamond brushes
- Choice of standard brown or softer white bristles for tender greens
- Use on natural or artificial turf
- Choice of hitches: basic tow, manual lever lift, electric lift or hydraulic lift
- Steel deck model ships in approx. 7 business days—Aluminum deck is special order

**#490892 Deck Specifications (a)**

Base Plate: 11-gauge steel measuring 40" x 78" assembled with 3/8" angle framework
 Brushes: Eight synthetic fiber mildew resistant brushes

#490894 Basic Trailer Hitch Package (b)

Description: Two 13 x 500-6 tires and rims, wheel frames, trailer hitch and hardware

#4918 Trailer Hitch Package with Manual Lift Lever (c)

Description: Two 13 x 500-6 tires and rims, wheel frames, trailer hitch, hardware and hand lever to raise and lower deck

#4927 Hitch with Hydraulic Lift Package (d)

Description: Tow hitch with hydraulic cylinder with 1-1/2" bore, two hydraulic hoses 1/4" x 4" less tips, two 13 x 500-6 tires and rims

#4917 Hitch with Electric Lift Package (e)

Description: Tow hitch with electric actuator, two 13 x 500-6 tires and rims

1 CHOOSE A TURF DECK:

PART #	DESCRIPTION	SHIP WGT	
490892	Steel deck with brushes (156 lbs. in use) (a)	199 lbs.	\$895
490892AL	Aluminum deck with brushes (96 lbs. in use) (a)	125 lbs.	\$985

2 SELECT A HITCH OPTION FROM THE CHOICES BELOW:

490894	Basic trailer hitch (hitch, wheel transport and locking pins) (b)	36 lbs.	\$295
4918	Trailer hitch with manual lift lever (hitch, integrated wheel transport and lift lever) (c)	66 lbs.	\$485
4927	Trailer hitch with hydraulic cylinder. Includes two (2), 1/4 inch, 4-ft. hydraulic hoses. Hydraulic cylinder includes 1/4 inch, 1/8" NPT fitting. 39 lbs. in use. (d)	75 lbs.	\$785
4917	Trailer hitch with electric lift; 40 lbs. in use. (e)	60 lbs.	\$1,255

4 REPLACEMENT BRUSHES

M13-0024-000	Single brown brush, standard bristle, 5" x 6" x 26".	4 lbs.	\$27
M13-0024-010	Single white brush, soft bristle for shallow rooted turf grass or new seeding.	4 lbs.	\$27

ALL PRICES SUBJECT TO CHANGE & AVAILABILITY PLUS SHIPPING