



# BOCCE COURT SURFACING



## CHOOSING YOUR BOCCE COURT SURFACE

For very serious bocce players, properly maintained natural clay makes the best playing surface. We make **Beam Clay®** Bocce Court Mix in Red, Orange, Brown, Tan or Grey from natural clays. These install 3" - 4" deep compacted over a firm drainage base. A properly maintained clay court is firm and yet has bounce or "life" to it. However, a clay court takes much work to install and properly maintain.

For those less dedicated to maintaining a bocce court, a stone dust, oyster shell, brick dust or "Fast Dry" court may be preferable as these dry quickly after rain and generally only require a light raking, occasional rolling, and watering. However, stone dust, oyster shell, or brick dust courts are generally softer and indent more easily (and may be too coarse or too dusty) and do not have the "live" feel of a properly maintained clay court.

The option we highly recommend is a "**Fast-Dry**" court. Typically used for tennis court installations, a "**Fast-Dry**" tennis court requires an irrigation system since "**Fast-Dry**" surfaces must be moist to be firm. However, covering less area, bocce courts can easily be hand watered when needed with a hose. The media refer to these "**Fast-Dry**" courts as "clay" courts; however they are finely crushed green or red aggregates with a gypsum binder which, when moist, provide a "clay-like" playing surface and are much easier to install and maintain. These install 1" deep compacted over a firm drainage base.

If you want even less maintenance, we also offer **Artificial Turf for Bocce Courts** (in red, green, or brown) which needs to be glued to a concrete or asphalt base.


## CONSTRUCTING & MAINTAINING A BEAM CLAY® NATURAL CLAY BOCCE COURT

Please see pages 3 - 5.

## CONSTRUCTING & MAINTAINING A "FAST-DRY" BOCCE COURT

**FAST-DRY BOCCE COURT SURFACING** comes in 80 lbs. bags in **Green** or **Red** and only needs to be installed 1-1/4" thick (which compacts to 1" thick) over a firm drainage base of 3/4" minus or 3/8" minus crushed stone (with fines so that it compacts yet drains) covered with approximately 1/2" of stone dust. To install **Fast-Dry Bocce Court Surfacing**: spread, screed or rake level, uniformly moisten, roll with a hand roller filled with water and broom smooth. Ready for play.

To maintain **Fast-Dry Bocce Court Surfacing**: moisten, roll, rake or broom when needed. Each spring (in northern climates) or once a year (in southern climates), lightly scarify surface (1/4" - 1/2" deep) to keep surface well blended. If necessary, add 400 lbs. of Fast-Dry Bocce Court Surfacing per 1,000 s.f. to freshen court surface. Then same as before: screed, drag, or rake level, uniformly moisten, roll with hand roller filled with water and broom smooth. Ready for play.



*ALL PRICES SUBJECT TO CHANGE & AVAILABILITY*

**BOCCE COURT SURFACES****BEAM CLAY® FOR NATURAL CLAY BOCCE COURTS**

New Construction: 4" recommended; approx. 4 tons per 1" compacted 1,000 sq. ft.  
Up to 50 (50 lb.) bags per pallet.

		<b>F.O.B, NJ BULK PER TON</b>	<b>F.O.B, NJ PER BAG</b>
<b>Bocce Court Clay</b>	- Red (Extra Firm)	\$125	\$9.50
	- Orange (Extra Firm)	\$115	\$8.50
	- Brown (Extra Firm)	\$115	\$8.50
	- Grey (Medium Firm)	\$105	\$6.50
	- Tan (Medium Firm)	\$105	\$6.50
	- Orange (Medium Firm)	\$115	\$8.50
<b>Red Slate Top-Dressing</b>	50 (50#) bags/pallet	\$110	\$8.50
<b>Brick Dust Top-Dressing</b>	50 (50#) bags/pallet	\$115	\$8.75
<b>Red Lava Dust Top-Dressing</b>	up to 90 (1/2 c.f.)/pallet	\$202	\$5.50
Also available from CA, CO, IL & IN—Call for Pricing			
<b>Magnesium Chloride Flakes</b>	48 (50# bags)/pallet	—	\$16.95
<b>Magnesium Chloride Pellets</b>	48 (50# bags)/pallet	—	\$18.25
<b>Calcium Chloride Flakes</b>	56 (50# bags)/pallet	—	\$17.95
<b>Calcium Chloride Pellets</b>	56 (50# bags)/pallet	—	\$18.95

FULL OR PARTIAL PALLETS: PALLET & COVER CHARGES: \$6.50/PALLET

**PRO GOLD™ BOCCE COURT CLAY**

Extra Firm Reddish-Brown, F.O.B., CA, 50 lb. bags - up to 40 /pallet.

	—	\$10.50
--	---	---------

**BOCCE COURT FAST-DRY CLAY SURFACES**

1,000 sq.ft.: 139 (80#) bags or 223 (50#) bags = 1¼" loose per court = 1" compacted per court. Full pallets only from plants; any quantity from NJ.  
**PLEASE NOTE:** Pricing includes cost of pallet and shrink wrap, or pallet and bulk bag. Add \$6.50 for partial pallets from NJ.

		<b>PER BAG F.O.B., PLANT</b>	<b>PER BAG F.O.B., NJ</b>
<b>HAR-TRU® (VA)</b>	- Green 35 (80# bags)/pallet	\$5.95	\$7.85
	- Green 56 (50# bags)/pallet	\$4.15	\$5.35
	- Green 2,000 lb. Bulk Bags	\$185/T	\$235/T
	- Green 2,500 lb. Bulk Bags	\$225/T	\$285/T
	- Green 2,800 lb. Bulk Bags	\$235/T	\$305/T
<b>NORTHEAST® (VT)</b>	- Green 35 (80# bags)/pallet	\$5.50	\$7.50
	- Green 48 (50# bags)/pallet	\$3.70	\$5.00
	- Green Bulk Bag	\$152.50/T	\$203/T
	- Red 35 (80# bags)/pallet	\$7.30	\$9.30
	- Red Bulk Bag	\$197.50/T	\$248/T

ALL PRICES SUBJECT TO CHANGE & AVAILABILITY


**BOCCE TURF™ - ARTIFICIAL TURF FOR BOCCE COURTS**

Can be installed over crushed rock or glued to concrete or asphalt. Tape and glue needed for seams, if installing over crushed rock.

**BOCCE TURF OPTIONS:** Most popular 25 oz. nylon & 24 oz. poly with shorter & denser fibers and the 5mm foam backing. For less bounce 48 oz. nylon or 42 oz. poly with 1 mm rubber backing. Nylon is more durable & long lasting than poly.

**25 oz.** nylon stadium grade artificial turf with 5mm foam backing in Forest Green.  
12' Stock Rolls

**\$3.85/sf**




**48 oz.** nylon stadium grade artificial turf with 1mm rubber backing to Forest Green.  
15' Stock Rolls

**\$4.65/sf**



**42 oz.** polypropylene stadium grade artificial turf with 1mm rubber backing. Available in Pine Green or Clay. 15' Stock Rolls

**\$3.30/sf**




**38 oz.** polyethylene stadium grade artificial turf with 5mm foam backing. Available in Pine, Spring Green, Clay, Red, Blue, White, Yellow, Orange, or Black. 12' Stock Rolls

**\$4.45/sf**



**24 oz.** polypropylene stadium grade artificial turf with 5mm foam no fleece - Pine Green.  
12' Stock Rolls

**\$3.25/sf**



Please add to each piece a \$50 charge to Pre-Trim the scrim edging off, cut down to correct size and reverse roll per piece, so that it will unroll turf side up.

*ALL PRICES SUBJECT TO CHANGE & AVAILABILITY*

## BOCCE BALL COURT LAYOUT

### RECOMMENDED AREA

Ground space is 1,824 square feet to 2,816 square feet.

### SIZE AND DIMENSION

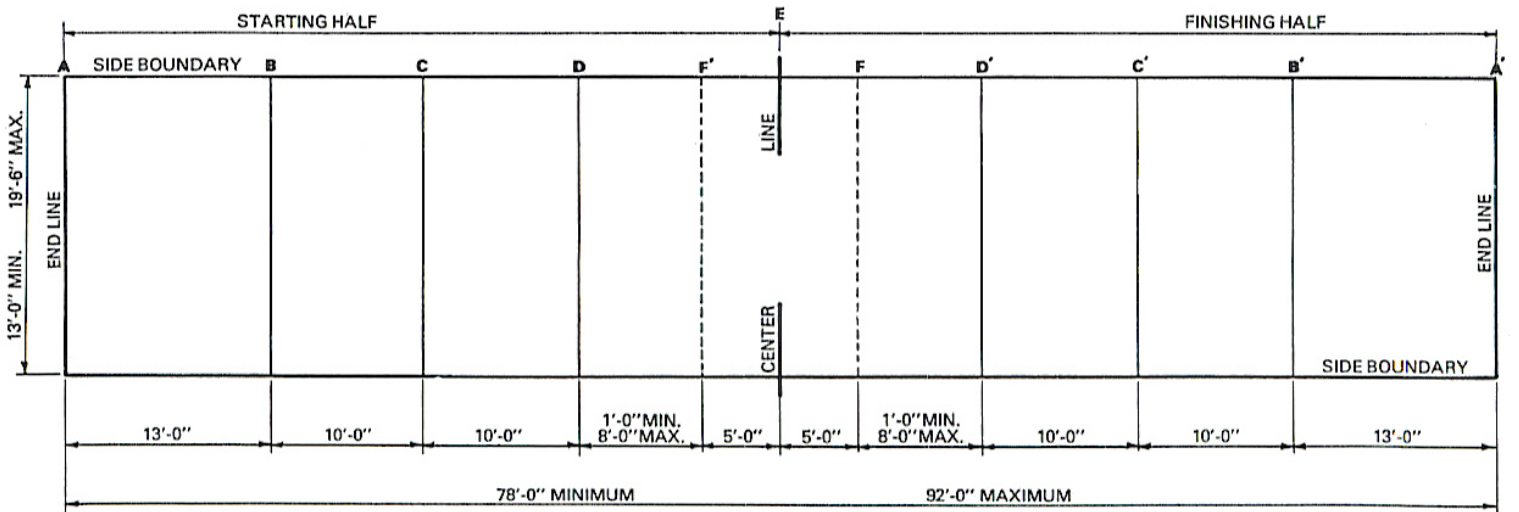
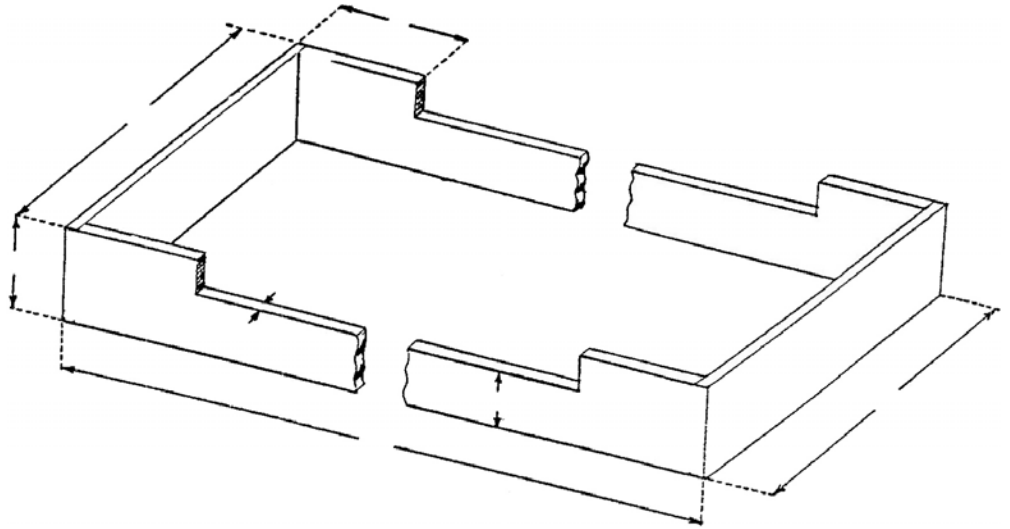
Overall court dimensions are 13'-0" to 19'-6" W by 78'-0" to 92'-0" L, although residential courts are often 10' x 60' or smaller. Additional space of at least 3'-0" on each side and 9'-0" on each end is recommended.

### ORIENTATION

Preferred orientation is for the long axis to be north-south although it is of minor importance.

### SPECIAL CONSIDERATIONS

Optional low wooden barrier should be provided at each end and/or side of court.



COURT LAYOUT

ALL PRICES SUBJECT TO CHANGE & AVAILABILITY

## RECOMMENDATIONS FOR CONSTRUCTING & MAINTAINING A BEAM CLAY® - NATURAL CLAY BOCCE COURT

1. Make frame of 2 x 8's on bottom with additional 2 x 6's on ends.
2. Place entire frame on a level drainage bed of 3/8" minus or 3/4" minus stone (with fines so that it compacts firmly yet drains) a minimum of 3" deep compacted depending on site conditions. Drainage bed should be larger than frame by at least one foot all around and have a drainage outlet if native ground drains poorly. **IMPORTANT** - Apply stone first with frame on top.
3. Apply 1/2" layer of stone dust over drainage base within frame.
4. Apply 3-4" of **BEAM CLAY® - Bocce Court Mix** and screed to a uniform grade. It is generally best to construct a wood screed to pull across a level frame to maintain even grade. A Z-shaped screed of 2 x 4's or a rigid metal drag mat are also useful tools for leveling surfaces.
5. After a natural wetting by rain, check for low spots; fill with **BEAM CLAY® - Bocce Court Mix**; thoroughly saturate filled low spots. Remember to drill drainage holes in frame at court surface to allow for surface drainage.
6. When court has dried to sufficient moisture content, compact with roller or hand tamper. After drying further, court surface will crack and continue to crack until sufficiently compacted. After another wetting by rain and drying to proper moisture content, rework surface as above.
7. PLEASE NOTE: Clay courts will crack at first and must be rolled and broomed until cracks get smaller and smaller and disappear. A clay court that cracks the first year will in later years have a long useful life; but a court that doesn't crack at first is too sandy, will wear out prematurely, and will require more maintenance in later years.
8. Once cracking becomes sufficiently small (hair-line cracks) apply approximately 200 lbs. of top-dressing and thoroughly broom. If top-dressing is applied too soon, it will fill the cracks but (by working into the clay) shorten the long-term life of the court.
9. After applying and brooming top-dressing, apply 50 lbs. of calcium chloride. After approximately 12 hours, re-broom and roll court. Ready for play.
10. After rain, re-broom and roll court when surface has dried. Reapply top-dressing and calcium chloride as needed.
11. For northern climates, in the fall, we suggest removing top-dressing from court. This will protect your **BEAM CLAY®** surface from being diminished by blending in of top-dressing. In the spring, scarify and smooth court surface, then reapply top-dressing.

## RECOMMENDATIONS FOR RESURFACING EXISTING BOCCE COURTS WITH BEAM CLAY®

If resurfacing an existing clay bocce court, remove top-dressing from clay surface, scarify surface approximately 1/2" in depth, and work in 1"+ **BEAM CLAY® - Bocce Court Mix**, then follow above recommendations.

If resurfacing an existing bocce court with an old stone dust surface, use a post hole digger to dig 3-4 foot deep holes every 3-4 feet. Fill with stone or sand to level of stone dust to create dry wells in old surface. Apply **BEAM CLAY® - Bocce Court Mix** following above recommendations. Remember to drill drainage holes in frame at court surface to allow for surface drainage.

*ALL PRICES SUBJECT TO CHANGE & AVAILABILITY*

## RECOMMENDATIONS FOR RECONDITIONING NATURAL CLAY BOCCE COURTS AFTER WINTER SEASON

1. Sweep or blow top-dressing from court.
2. Scarify court with drag mat. Then thoroughly broom.
3. After natural wetting by rain, check for low spots; fill with **BEAM CLAY® - Bocce Court Mix**, working into the existing surface for good bonding. Thoroughly saturate filled areas.
4. Apply approximately 200 lbs. of top-dressing, while court is still damp. Broom in both directions.
5. Apply 50 lbs. of calcium chloride (flakes). After calcium chloride thoroughly dissolves and court reaches proper moisture content (12 to 24 hours), court should be re-broomed and compacted (rolled). Ready for play.
6. After rain, re-broom and roll court when surface has dried. Apply top-dressing and calcium chloride as need during season. Normally, 3-4 applications are sufficient for season.

## RECOMMENDATIONS FOR RESURFACING NATURAL CLAY BOCCE COURTS

1. Sweep or blow top-dressing from court.
2. Scarify court approximately 1/2" in depth.
3. Apply 1"+ of **BEAM CLAY® - Bocce Court Mix**.
4. Re-scarify to blend **BEAM CLAY®** with existing surface. Then drag mat entire court.
5. After a natural wetting by rain, check for low spots; fill with **BEAM CLAY® - Bocce Court Mix**. Thoroughly saturate filled areas.
6. When court has dried to sufficient moisture content, compact with roller or hand tamper.
7. PLEASE NOTE: Clay courts will crack at first and must be rolled and broomed until cracks get smaller and smaller and disappear. A clay court that cracks the first year will in later years have a long useful life; but a court that doesn't crack at first is too sandy, will wear out prematurely, and will require more maintenance in later years.
8. Rework surface as above, until cracking becomes sufficiently small (hair-line cracks) apply approximately 200 lbs. of top-dressing and thoroughly broom, If top-dressing is applied too soon, it will fill the cracks but (by working into the clay) shorten the long-term life of the court.
9. After applying and brooming top-dressing, apply 50 lbs. of calcium chloride (flakes). After calcium chloride thoroughly dissolves and court reaches proper moisture content (12 to 24 hours), court should be re-broomed and rolled. Ready for play.
10. After rain, re-broom and roll court when surface has dried. Apply top-dressing and calcium chloride as needed during season. Normally, 3-4 applications are sufficient for season.

*ALL PRICES SUBJECT TO CHANGE & AVAILABILITY*

# BEAM CLAY®

**WHOLESALE PRICE LIST**  
EFFECTIVE: JANUARY 1, 2011


Bocce Court Grooming Tools—Drag Mats, Rollers, Clean Sweep

## BOCCE COURT DRAG MATS


(Rigid with cutting lip on one side, up for smoothing, down for leveling)

- 3' Wide x 3½' Long (27 lbs.)
- 4' Wide x 3½' Long (36 lbs.)
- 5' Wide x 3½' Long (45 lbs.)
- 6' Wide x 3½' Long (54 lbs.)

See Catalog 103: Infield Grooming Equipment for more details & sizes.



**\$140**  
**\$170**  
**\$200**  
**\$225**




## BOCCE COURT HAND ROLLERS

- 18" D x 24" W: 1/12" Steel & Bronze Bushings
- 18" D x 24" W: 1/8" Steel & Bronze Bushings
- 24" D x 24" W: 1/8" Steel & Bronze Bushings
- 18" D x 36" W: 1/8" Steel & Bronze Bushings

	<u>Empty Weight</u>	<u>Full Weight</u>	<u>Ship Weight</u>
18" D x 24" W: 1/12" Steel & Bronze Bushings	45	200	100
18" D x 24" W: 1/8" Steel & Bronze Bushings	74	280	88
24" D x 24" W: 1/8" Steel & Bronze Bushings	96	488	115
18" D x 36" W: 1/8" Steel & Bronze Bushings	108	434	166

See Catalog 103: Infield Grooming Equipment for more details & sizes.

**\$250**  
**\$550**  
**\$590**  
**\$775**



## AUSSIE CLEAN SWEEP

This unique combination tool from Australia help pick up and remove leaves, pine needles, stones, and other debris found on your court while grooming the court like a drag brush. The PVC tines lift the debris and flip it on top of the unit so it can be carried off the court. Available in 4' and 8' widths.

- AUS8** 8' Model
- AUS4** 4' Model

**\$480**  
**\$295**

ALL PRICES SUBJECT TO CHANGE & AVAILABILITY

# BEAM CLAY®

Bocce Court Grooming Tools—Rakes/Scarifiers

**WHOLESALE PRICE LIST**  
EFFECTIVE: JANUARY 1, 2011


## YANKEE®/NEW ENGLAND ALUMINUM RAKES

Light Yet Sturdy With 66" Gold Anodized Handles (Gold Powder Coated & 84" Handles Available). Side Braces Bolt Through Top of Handles.

### YANKEE® BOCCE COURT SCARIFIER/T-LUTES


One Side Smooth Edge, One Side Serrated Toothed Edge, especially recommended for Fast-Dry Courts.

<b>0624T</b>	24" Blade (3 lbs.)	<b>\$55.95</b>
<b>0630T</b>	30" Blade (3 lbs.)	<b>\$56.95</b>
<b>0636T</b>	36" Blade (4 lbs.)	<b>\$58.95</b>
<b>0642T</b>	42" Blade (4 lbs.)	<b>\$61.95</b>
<b>0648T</b>	48" Blade (4 lbs.)	<b>\$63.95</b>



## YANKEE® STRAIGHT TOOTH RAKES WITH STRAIGHT EDGES

<b>0914</b>	14" Blade (3 lbs.)	<b>\$34.95</b>
<b>0924</b>	24" Blade (3 lbs.)	<b>\$49.95</b>
<b>0930</b>	30" Blade (3 lbs.)	<b>\$50.95</b>
<b>0936</b>	36" Blade (4 lbs.)	<b>\$55.95</b>
<b>0942</b>	42" Blade (5 lbs.)	<b>\$59.95</b>
<b>0948</b>	48" Blade (5 lbs.)	<b>\$63.95</b>



## MIDWEST™ ALUMINUM RAKES

Light Yet Extra Heavy Duty with Strong, Wrap-Around, Solid Aluminum Braces for Maximum Head Stability and Long-Lasting Performance. 66" Powder Coated Aluminum Handles w/6" Vinyl Grips.

### BOCCE COURT SCARIFIER/T-LUTES

One side serrated teeth, one side straight edge, especially recommended for Fast-Dry Courts.


<b>56923</b>	24" Blade, 5 lbs.	<b>\$42.95</b>
<b>56929</b>	30" Blade, 6 lbs.	<b>\$45.95</b>
<b>56935</b>	36" Blade, 6 lbs.	<b>\$48.95</b>



### BOCCE COURT RAKE

Straight, Rounded Teeth with Extended Straight Edge Specifically Designed for Grading and Leveling.


<b>12024</b>	24" Blade, 5 lbs.	<b>\$42.95</b>
<b>12030</b>	30" Blade, 5 lbs.	<b>\$46.95</b>
<b>12036</b>	36" Blade, 6 lbs.	<b>\$49.95</b>
<b>12042</b>	42" Blade, 6 lbs.	<b>\$53.95</b>
<b>12048</b>	48" Blade, 6 lbs.	<b>\$56.95</b>



## LEE™ SCARIFIER/T-LUTES

Two tools in one – made of all-aluminum for scarifying, leveling and removing loose granules. It is strong and sturdy, yet light enough to use all day and excellent for spreading new material during top-dressing. The concave shape of the blade allows the tool to "float" along the surface, without grabbing or digging in.

<b>SCR04</b>	30", 5 lbs.	<b>\$64</b>
<b>SCR05</b>	48", 6 lbs.	<b>\$75</b>



**ALL PRICES SUBJECT TO CHANGE & AVAILABILITY**

**7' WIDE MAHOGANY BOCCE COURT BROOM**  
**WITH 3 ROWS OF 7" FIBER BRISTLES & 2 STEEL HANDLES**

This is the traditional court broom made the same way for over 75 years. The solid mahogany block is aesthetically pleasing and unaffected by water and severe temperature changes. Three full rows of 7" long bassine fiber absorb moisture and help dry the court. Two heavy gauge steel handles are included. The handles are reversible to prolong broom life. The broom provides an even sweep 7' wide.

#311-7




\$285

**7' WIDE ALUMINUM BOCCE COURT BROOM**  
**WITH 3 ROWS OF 5-1/2" GREEN POLYPRO BRISTLES**  
**& TWO 4' ALUMINUM HANDLES WITH 20" CROSS PIECE**

This is the ultimate bocce court broom. The aluminum back brush is "dynamically weighted" to provide a one time pass 7' wide. It is the fullest brush on the market with 3 rows stiff polypropylene bristles 5.5" long epoxy set into the aluminum block. Bristles are inert to the elements. The broom is sold complete with two 4' aluminum handles joined by a 20" PVC cross piece. The handles are reversible for added broom life. The broom can be flipped over and used as a scraper. Two hooks are provided for hanging up.

#411-7



\$225

*ALL PRICES SUBJECT TO CHANGE & AVAILABILITY*

**MIDWEST™ 7' WIDE MONSTER BROOM**


Heavy-duty aluminum construction. Available with two or three rows of 4-1/2" bristles. Bristles are removable for easy replacement or for adjusting the broom's stiffness.

<b>#82084</b> Monster Drag Broom (Two-Row Bristles)	<b>\$172.95</b>
<b>#83084</b> Monster Drag Broom (Three-Row Bristles)	<b>\$200.95</b>
<b>#SP50067</b> 7' Replacement Bristles (One Row)	<b>\$33.95</b>

**BOCCE COURT SCARIFIER BROOM**


Identical to the two-row Monster Broom, except with scarifying edge.

<b>#82384</b> 7' Scarifier Broom (Two-Row Bristles)	<b>\$220.95</b>
<b>#SP50067</b> 7' Replacement Bristles (One Row)	<b>\$33.95</b>

**MIDWEST™ 28" MAXIMUM-DUTY BROOM**

Made from the same heavy-duty extrusion as the 7' Monster Broom, this broom is one of the heaviest built brooms on the market. By flipping the broom over, you have a scraping edge. The 28" head is available with two-row or three-row bristles. Available with the innovative 60" bent powder-coated aluminum handle, excellent for eliminating back strain. Bristles are removable for easy replacement or for adjusting the broom's stiffness.

<b>#82928</b> 28" Maximum-Duty Broom (Two-Row Bristles)	<b>\$68.95</b>
<b>#83928</b> 28" Maximum-Duty Broom (Three-Row Bristles)	<b>\$77.95</b>
<b>#SP50068</b> 28" Replacement Bristles (One Row)	<b>\$9.95</b>

**28" SCARIFIER BROOM**

With scarifying edge.

<b>#82328</b> 28" Scarifier Broom (Two-Row Bristles)	<b>\$96.95</b>
<b>#SP50068</b> 28" Replacement Bristles (One Row)	<b>\$9.95</b>



ALL PRICES SUBJECT TO CHANGE & AVAILABILITY

# BEAM CLAY®

**WHOLESALE PRICE LIST**  
EFFECTIVE: JANUARY 1, 2011

## Bocce Court Grooming Tools - Squeegees

### MIDWEST™ ROLLER SQUEEGEES

These roller squeegees are built to outlast and outperform other brands. The heavy-duty aluminum frame construction and stainless steel axles ensure the roller stays secure. Two roller styles are available: Non-Absorbent—pushes water; and PVA Absorbent—made of superior high-tech polymer designed to soak up incredible amounts of liquid off hard surfaces. Rollers are easily replaceable and interchangeable.

#### Non-Absorbent Roller Squeegee

54" Powder Coated Curved Aluminum Handle With 6" Vinyl Grip.

<b>70924</b>	24" Wide, 6 lbs.	<b>\$96.95</b>
<b>70936</b>	36" Wide, 8 lbs.	<b>\$109.95</b>
<b>70948</b>	48" Wide, 10 lbs.	<b>\$122.95</b>


#### PVA Absorbent

60" Powder Coated Aluminum Handle With Curved Aluminum Handle With 6" Vinyl Grip.

<b>72036</b>	36" Wide, 7 lbs.	<b>\$111.95</b>
--------------	------------------	-----------------

#### Replacement Rollers

<b>SA10047</b>	24" Non Absorbent, 2 lbs.	<b>\$43.95</b>
<b>SA10048</b>	36" Non Absorbent, 3 lbs.	<b>\$53.95</b>
<b>SA10049</b>	48" Non Absorbent, 4 lbs.	<b>\$63.95</b>
<b>SA10051</b>	36" PVA Absorbent, 3 lbs.	<b>\$56.95</b>



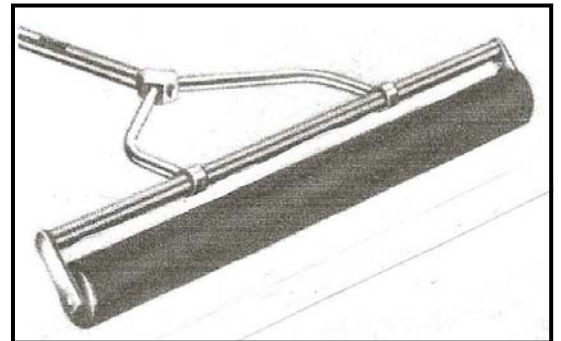
### YANKEE® ROLLER SQUEEGEES WITH 48" GOLD ANODIZED HANDLES\*

#### NON-ABSORBANT (BLACK)

0724	24" Wide (6 lbs.)	<b>\$99.50</b>
** 0736	36" Wide (6 lbs.)	<b>\$107.50</b>
0748	48" Wide (7 lbs.)	<b>\$127.50</b>
0703	24" Replacement Roller (3 lbs.)	<b>\$35.00</b>
0713	36" Replacement Roller (3 lbs.)	<b>\$41.00</b>
0748	48" Replacement Roller (3 lbs.)	<b>\$45.00</b>

#### ABSORBANT (GREY)

0724A	24" Wide (6 lbs.)	<b>\$104.50</b>
0736A	36" Wide (6 lbs.)	<b>\$114.50</b>
** 0748A	48" Wide (7 lbs.)	<b>\$137.50</b>
0703A	24" Replacement Roller (3 lbs.)	<b>\$38.00</b>
0713A	36" Replacement Roller (3 lbs.)	<b>\$43.00</b>
0748A	48" Replacement Roller (3 lbs.)	<b>\$50.00</b>



### SEAMLESS ROL-DRI

Continually squeezes water ahead of the non-absorbent roller. 36" Wide, 8 lbs.

**DRY01** **\$74.95**

Seamless Replacement Roller

**DRY01SP** **\$39.95**



### 36" MASTER SWEEP

PVA Absorbent

Made from durable polyvinyl alcohol. The non-deteriorating foam is molded directly onto the roller core for a seamless fit to ensure rapid, streakless drying.

**DRY03** **\$79.95**

Master Replacement Roller

**DRY03SP** **\$38.25**



### YANKEE® LITTER PICK

3/4" Tubular Handle with Pistol Grip, 41" Long

**0450** **\$17.50**

Replacement Points for Above

**0402** **\$5.95**

**ALL PRICES SUBJECT TO CHANGE & AVAILABILITY**

**COURT DEVIL JR. SCARIFIER**

This hand-model mechanical scarifier is great for loosening & scarifying your bocce court surfaces.  
Weight 85 lbs., width 16".

**SCR02****\$1,215****TRU-FLOW TOP-DRESSER**

This top-dresser offers unmatched performance in distributing Fast-Dry Bocce Court Surfacing.

Tru-Flow spreaders handle the toughest of conditions. For top-dressing to be effective, it needs to be applied as uniformly as possible. Tru-Flow's unique 8" dispersal drum is encased in expanded metal. Conventional drop spreaders rely on gravity to help release the Fast-Dry from its hopper, but the Tru-Flow pulls the surface out of the hopper and on to the court with unmatched consistency.

Holds up to four 80 lb. bags. Simply bolt on the handle and you are ready to start your pre-season renovation.

**SPRTF24** - 24" Hand Spreader**\$835***ALL PRICES SUBJECT TO CHANGE & AVAILABILITY*

**BEAM CLAY®**

Bocce Court Shoe Brushes

**WHOLESALE PRICE LIST**  
EFFECTIVE: JANUARY 1, 2011**BOCCE COURT SHOE BRUSH**

Two foam plastic blocks with blue plastic bristles on steel frame with steel scraper bar. (6 lbs.)


#4042414

**\$49.50**

#4042514 - Repl. Brush (two per Cleat Brush) each

**\$10.50****TENNIE TWO-STEP**

The Tennie Two-Step keeps carpets, players' shoes and walkways cleaner. The Tennie Two-Step is simplicity in itself. It is a UV-resistant polyethylene water-holding basin containing two patented perforated rubber panels designed to force water into the soles of your shoes while you rock back and forth on your feet. The results are noticeable everywhere. Clean shoes mean no more Fast-Dry in the house, on walkways, or in your car. Tennie Two-Step is available in its classic form, or with a newly designed shoe brush attached to the frame for more aggressive cleaning needs. You can also upgrade your existing units by installing a brush. Installation is simple and requires two holes to be drilled and two bolts to be tightened. All the appropriate hardware is included.

**SHOTTSWB** - Tennie Two-Step with Brush**\$215****SHOTTS** - Tennie Two-Step (without Brush)**\$185****SHOTTSBR** - Brush attachment**\$62****COURT MAID**

Court Maid's powder-coated, all-aluminum frame is designed to be installed at the entrance and exit points of your bocce court for cleaning shoes and trapping clay or Fast-Dry within its collection basin. The brush unit on top lifts off for easy removal of the accumulated Fast-Dry. Simply hose off to clean.

**SHOCMJ** - Black 14 3/4" x 20" x 4"**\$280****HAR-TRU SHOE BRUSH**

The Har-Tru shoe brush can be attached to the sidewalk or left free standing. The softer upper bristles dust off the upper portion of the shoe while the stiffer lower bristles scrape topping from the soles. The base is made of heavy-duty carbon steel. The shoe brush is easily cleaned with a hose or soap and water.

**SHOSBR****\$60****SHOSBRBB** Replacement Bottom Brush**\$12.50****SHOSBRSB** Replacement Side Brush**\$39****ALL PRICES SUBJECT TO CHANGE & AVAILABILITY**