

## INFIELD GROOMING EQUIPMENT

	PAGE(S)
Steel Drag Mats .....	2-3
Rubber Drag Mats .....	4-5
Cocoa Mats .....	6
Nail Drags .....	7-10
Infield Groomers.....	11-15
Natural Turf Brush .....	16
Rollers.....	17
Rakes and Squeegees .....	18-21
Brooms and Brushes .....	22-23
Edgers & Scoopers .....	24
Mound Building Tools .....	25
Batter's / Catcher's Box Templates .....	26



ALL PRICES SUBJECT TO CHANGE & AVAILABILITY PLUS SHIPPING

# BEAM CLAY®

Infield Grooming Equipment - Drag Mats

**WHOLESALE PRICE LIST**  
 EFFECTIVE: JANUARY 1, 2018

## DRAG MATS

**BEAM CLAY'S ORIGINAL HEAVY-DUTY RIGID BASEBALL DIAMOND DRAG MATS:**



**RIGID INFIELD DRAG MATS, HEAVY-DUTY** with Rope & Handle.  
 Use cutting lip down for aggressive leveling, up for normal smoothing.

**Most Popular Sizes (from our NJ Plant):**

- 3' Wide x 3½' Long (27 lbs.)
- 4' Wide x 3½' Long (36 lbs.)
- 5' Wide x 3½' Long (45 lbs.)
- 6' Wide x 3½' Long (54 lbs.)

**More Sizes Available:**

- 4' Wide x 18" Long (24 lbs.)
- 4' Wide x 2' Long (23 lbs.)
- 4' Wide x 3' Long (33 lbs.)



- 6' Wide x 18" Long (35 lbs.)
- 6' Wide x 2' Long (33 lbs.)
- 6' Wide x 3' Long (44 lbs.)
- 7' Wide x 3½' Long (63 lbs.)
- 8' Wide x 3½' Long (72 lbs.)
- 10' Wide x 3½' Long (90 lbs.)

\$165
\$195
\$235
\$265
\$110
\$125
\$155
\$165
\$175
\$225
\$305
\$355
\$415

**FLEXIBLE TURF & INFIELD DRAG MATS, STANDARD-DUTY** with Rope & Handle. Great for working aerification cores into turf. Convenient for transporting to multiple infields since they roll up. Custom sizes available.

**Most Popular Sizes:** From PA plant allow 2-3 weeks lead time. Most popular sizes normally in stock from NJ.

- 4' Wide x 6' Long (42 lbs.)
- 5' Wide x 3' Long (29 lbs.)
- 5' Wide x 5' Long (46 lbs.)
- 6' Wide x 3' Long (35 lbs.)
- 6' Wide x 6' Long (64 lbs.)
- 8' Wide x 8' Long (110 lbs.)
- Small Flexible Drag Mat for Mounds - 2' Wide x 3½' Long (13 lbs.)
- Small Flexible Drag Mat for Mounds - 4' Wide x 2' Long (16 lbs.)


NJ PLANT	PA PLANT
\$195	\$185
\$145	\$135
\$205	\$195
\$175	\$165
\$295	\$285
\$555	\$535
\$79	\$75
\$89	\$85

**Some Other Common Sizes:**

- 3' Wide x 3' Long (17 lbs.)
- 3' Wide x 4' Long (22 lbs.)
- 3' Wide x 5' Long (27 lbs.)
- 4' Wide x 5' Long (35 lbs.)
- 6' Wide x 18" Long (20 lbs.)
- 6' Wide x 4' Long (42 lbs.)
- 6-½' Wide x 2' Long (26 lbs.)
- 6-½' Wide x 4' Long (48 lbs.)
- 8' Wide x 3' Long (45 lbs.)
- 8' Wide x 4' Long (58 lbs.)
- 8' Wide x 6' Long (84 lbs.)
- 10' Wide x 4' Long (72 lbs.)
- 10' Wide x 6' Long (104 lbs.)
- 10' Wide x 10' Long (160 lbs.)
- 12' Wide x 6' Long (125 lbs.)
- 12' Wide x 12' Long (240 lbs.)

UPS

Common Carrier



\$95
\$115
\$125
\$175
\$95
\$205
\$135
\$235
\$245
\$295
\$435
\$365
\$525
\$850
\$625
\$1,195

Up to 6' Wide mats ship UPS. Common carrier for larger widths.

ALL PRICES SUBJECT TO CHANGE & AVAILABILITY PLUS SHIPPING

# BEAM CLAY®

**WHOLESALE PRICE LIST**  
 EFFECTIVE: JANUARY 1, 2018


Infield Grooming Equipment - More Drag Mats

## DRAG MATS

### FLEXIBLE INFIELD DRAG MAT

Same construction as Flexible Turf Drag Mats on preceding page, except includes heavy duty angle iron across front of mat & a heavy duty chain for pulling.

#10500 6'6" Wide x 4' Long (68 lbs.)



FLEXIBLE INFIELD DRAG MAT

\$280

### 6' LEVELING BAR

Designed to attach to a 6' wide flexible turf drag mat to make more effective use on infields. Shave off high spots and fill in the low areas. Bent wings prevent material from spilling over the edges. 6' wide, 3/8" thick, powder coated steel construction. Quick connectors are included for attaching a flexible drag mat. Order drag mat separately (on preceding page).

#13647 (15 lbs.)



\$135

### HEAVY DUTY FLEXIBLE DRAG MAT

Over 3 times the strength of the standard flexible turf drag. 1/2" x .062" thick crimp, with a 1" x 1" galvanized mesh. 3.5 lbs. per sq. ft. Comes complete with steel drag attachment with forged eye bolts. (Tow chain sold separately.)

4' Wide x 4' Long (56 lbs.)


6' Wide x 4' Long (84 lbs.)

6' Wide x 5' Long (105 lbs.)

6' Wide x 6' Long (126 lbs.)

8' Wide x 6' Long (168 lbs.)

8' Wide x 8' Long (224 lbs.)



\$265

\$375

\$455

\$535

\$685

\$875

### OPTIONAL TOW CHAIN ASSEMBLY

Includes a 10' heavy duty chain & steel snap clips for attaching to a drag & to tractor. (5lbs.)




\$30

ALL PRICES SUBJECT TO CHANGE & AVAILABILITY PLUS SHIPPING



## BEAM CLAY®

Field Maintenance Equipment—Infield Grooming—Eraser Drags



- Most sought after field grooming devices made in decades!
- Unlike standard metal drags, it works well in wet soil conditions and will not accumulate infield material, keeping your playing surface level and safe.
- Percolates and dries your material like traditional steel drags.
- Will not cake up with infield material like traditional steel drags.
- Safe for your mound and home plate areas and will not harm grass.
- Safe enough to groom synthetic turf surfaces, yet tough enough to provide a nice finish on your warning track.

ALL PRICES SUBJECT TO CHANGE & AVAILABILITY PLUS SHIPPING

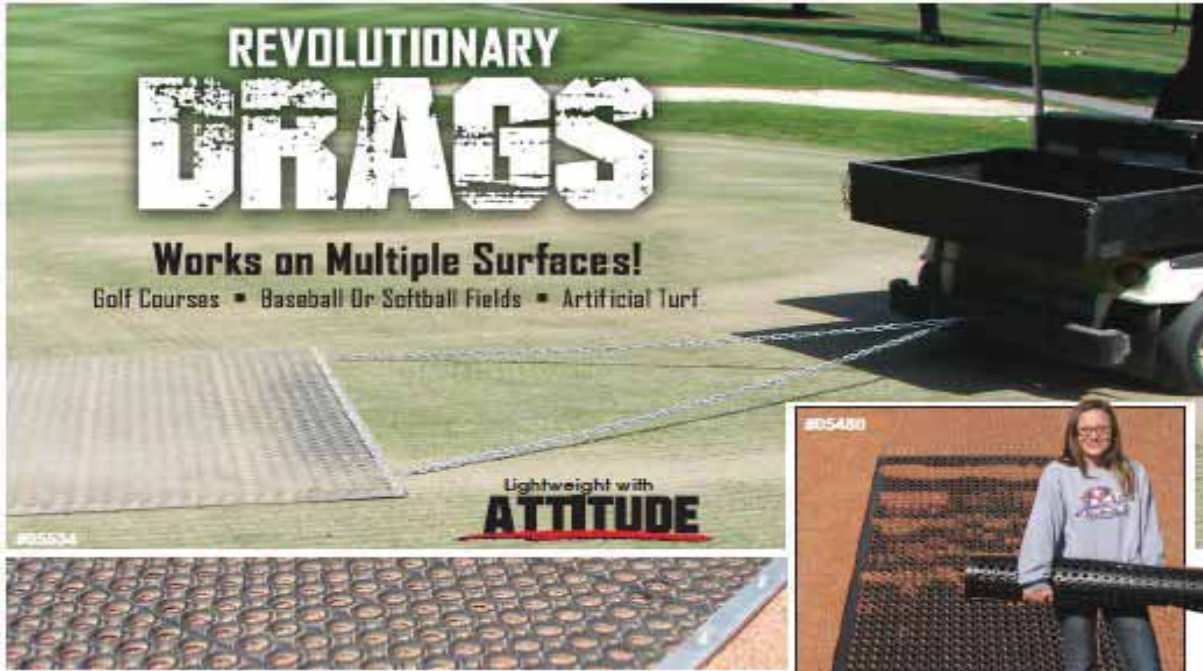
PARTAC PEAT CORPORATION  
ONE KELSEY PARK, GREAT MEADOWS, NEW JERSEY 07838

800-247-BEAM (2326) • (908) 637-4191 • FAX (908) 637-8421  
www.beamclay.com • [sales@beamclay.com](mailto:sales@beamclay.com)

**BEAM CLAY®**

**WHOLESALE PRICE LIST  
 EFFECTIVE: JANUARY 1, 2018**

Field Maintenance Equipment—Infield Grooming—Eraser Drags



**The Original Infield Erasers**


The **Eraser** rubber mat is one of the most sought after grooming devices for your field golf courses made in decades! It will even work in adverse, damp soil conditions. Its lightweight design makes it easy for any groundskeepers, coach, player or golf superintendent to use and transport. As you pull the drag mat, it will percolate and dry the material giving your field a professional finish. Another benefit while dragging is that it will not harm your grass, mound, greens or home plate if it inadvertently comes into contact with them. The **Eraser** mat is great for dragging in top dressing on greens without damage to the greens. Also perfect for breaking up core plugs on fairways! When finished grooming with an **Eraser**, very little material is left in the mat. The flexible mat material is easy to roll and unroll and can be driven over without damage. With proper care and storage the **Eraser** will outlast the competition.

- 3'W x 5'D** (includes Tow Rope)  
**#05480** / 22 lbs. **\$130**
- 5'W x 3'D** (includes Tow Rope)  
**#05481** / 23 lbs. **\$140**
- 6.5'W x 2'D** (includes Tow Rope)  
**#05535** / 25 lbs. **\$150**
- 6.5'W x 4'D** (includes Tow Chain)  
**With Chain #05534** / 50 lbs. **\$210**  
**No Chain #05534-NC** / 40 lbs. **\$195**

**The Original Infield Drakes**

The **Drake** is an innovative solution that combines two professional grooming tools into one. As you pull the drag, the head will open and scarify your soil while the mat grooms your surface to a pristine and professional finish. The **Drake** can be ordered with standard flexible steel mat which is constructed from 3/8" deep x .46" thick crimp with a 1" x 1" mesh, or with the innovative **Eraser** rubber mat. The scarifier head with serrated teeth is constructed of heavy-duty aluminum and is more effective at digging than most other lute rakes.

- Original Drake w/Eraser Mat**  
**3'W x 5'D** (includes Tow Rope)  
**#05482** / 23 lbs. **\$160**  
**5'W x 3'D** (includes Tow Rope)  
**#05483** / 24 lbs. **\$175**  
**6.5'W x 4'D** (includes Tow Chain)  
**With Chain #05542** / 52 lbs. **\$250**  
**No Chain #05542-NC** / 42 lbs. **\$235**
- Original Drake w/Flex Steel Mat**  
**3'W x 5'D** (includes Tow Chain)  
**#05486** / 33 lbs. **\$210**  
**6'W x 3'D** (includes Tow Chain)  
**#05487** / 24 lbs. **\$265**



**The Original Infield Eraser Mops**

The latest and greatest induction to baseline/home plate and mound maintenance equipment! The 66" aluminum handle allows precision control in small areas including mounds, infield edges, base baths, on-deck circles and any other cutouts. The unique design of these tools allows you to work the area using the **Drake Mop**, and finish groom with the innovative **Eraser** mat on both mops. These are a must have for any and all field maintenance warriors and staff.

- 3'W x 2'D Drake with Eraser Mat #05484** / 13 lbs. **\$125**
- 3'W x 2.5'D Drake w/Eraser Mat #05485** / 15 lbs. **\$145**

**ALL PRICES SUBJECT TO CHANGE & AVAILABILITY PLUS SHIPPING**



**BEAM CLAY®**

Field Maintenance Equipment—Infield Grooming—Eraser Drags

**WHOLESALE PRICE LIST**  
 EFFECTIVE: JANUARY 1, 2018

# Infield Eraser Drags

Lightweight with  
**ATTITUDE**




DELUXE FIELD SCARIFIER/CONDITIONER WITH 6.5' X 4' ERASER DRAG AND TRANSPORT DOLLY (SEE PAGE 7 FOR SCARIFIER & DOLLY)  
**#04510EDK** **\$585**



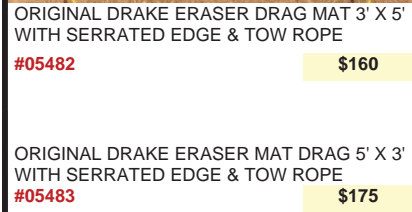
STANDARD FIELD SCARIFIER/CONDITIONER WITH 6.5' X 4' ERASER DRAG & TRANSPORT DOLLY  
**#04998EDK** **\$495**




ORIGINAL DRAKE ERASER DRAG MAT WITH SERRRATED EDGE 6.5' X 4' & TOW CHAIN  
**#05542** **\$250**



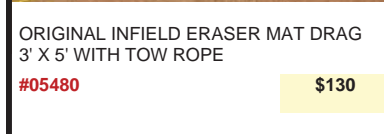
ORIGINAL DRAKE ERASER DRAG MAT 3' X 5' WITH SERRATED EDGE & TOW ROPE  
**#05482** **\$160**



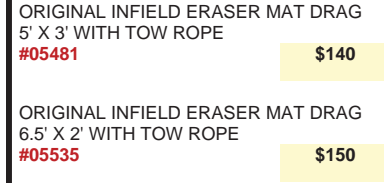
ORIGINAL DRAKE ERASER MAT DRAG 5' X 3' WITH SERRATED EDGE & TOW ROPE  
**#05483** **\$175**



ORIGINAL INFIELD ERASER MAT DRAG 3' X 5' WITH TOW ROPE  
**#05480** **\$130**




ORIGINAL INFIELD ERASER MAT DRAG 5' X 3' WITH TOW ROPE  
**#05481** **\$140**



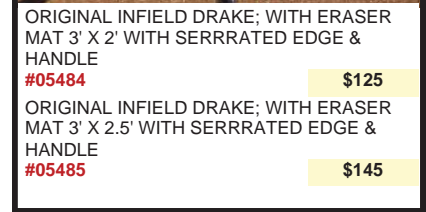
ORIGINAL INFIELD ERASER MAT DRAG 6.5' X 2' WITH TOW ROPE  
**#05535** **\$150**



ORIGINAL INFIELD ERASER MAT DRAG 6.5' X 4' WITH TOW CHAIN  
**#05534** **\$210**



ORIGINAL INFIELD DRAKE; WITH ERASER MAT 3' X 2' WITH SERRRATED EDGE & HANDLE  
**#05484** **\$125**



ORIGINAL INFIELD DRAKE; WITH ERASER MAT 3' X 2.5' WITH SERRRATED EDGE & HANDLE  
**#05485** **\$145**

ALL PRICES SUBJECT TO CHANGE & AVAILABILITY PLUS SHIPPING

# BEAM CLAY®

**WHOLESALE PRICE LIST**  
EFFECTIVE: JANUARY 1, 2018

## Infield Grooming Equipment - Cocoa Mats

### COCOA MATS

The secret weapon for professional grounds keepers across the country! Constructed from natural cocoa fibers that "float" across the surface producing a beautiful finish with minimal movement and build-up of your infield mix. Unlike steel drags, cocoa mats drastically reduce the accumulation of dirt when you're finished.


#### COCOA MATS—CHAIN BRAIDED—NOT FRAME MOUNTED

For 5th Inning Touch-Up! Attach your own 2 x 4 and pull rope or chain. Attach two side-by-side to double width.

39" x 24" x 1-1/4" (8 lbs.)

42" x 26" x 1-1/4" (8 lbs.)

48" x 30" x 1-1/4" (10 lbs.)



\$50

\$50

\$85

#### COCOA MATS—VINYL BACKED—NOT FRAME MOUNTED

Made from 6-1/2' wide stock.

6' Wide x 3' Long x 5/8" (24 lbs.)

6-1/2' Wide x 3' Long x 5/8" (26 lbs.)

8' Wide x 4' Long x 5/8" (43 lbs.)

8' Wide x 6-1/2' Long x 5/8" (70 lbs.)



\$185

\$185

\$375

\$375

#### COCOA MATS— RUBBER BACKED—FRAME MOUNTED

Bristles down for the perfect 5th inning touch-up! Flip mat over and use solid steel twin bladed cutting edge for shaving off high spots and filling in the low. Also great on turf to break up core aeration plugs and smooth in top-dressing materials. Features a hand hold for easy transport. Note: 2' deep mats include a tow rope with wood handle; the 4' deep mat includes a heavy-duty tow chain at no additional cost.

##### STANDARD

#02731 - 4' Wide x 2' Long w/rope & handle (27 lbs.)

\$135

##### LARGE


#02732 - 6' Wide x 2' Long w/rope & handle (39 lbs.)

\$175

##### JUMBO

#02733 - 6' Wide x 4' Long w/rope & handle (66 lbs.)

\$265



#### DRAG LITE™

Industrial rubber mat (won't rust or kink) with a unique adjustable scarifier blade (one side serrated, one side smooth) to break up hard packed surfaces, cushion hand grip and heavy-duty chain.

SMALL - 3' W x 2' L, Scarifier Bar & Chain (31 lbs.)

\$195

LARGE - 6' W x 2' L, Scarifier Bar & Chain (60 lbs.)

\$315



ALL PRICES SUBJECT TO CHANGE & AVAILABILITY PLUS SHIPPING



# BEAM CLAY®

Infield Grooming Equipment - Scarifier/Nail Drags

WHOLESALE PRICE LIST  
 EFFECTIVE: JANUARY 1, 2018

## Field Conditioners

These multi-use tools break up hard compacted infields for improved sliding comfort, blending in conditioners, drying out a damp field, and working as a leveling device to improve your field for safety. Dual action design can be used teeth down for scarification, or flipped over as a twin bladed box for leveling and smoothing. Measures 70½" wide by a full 16½" deep for added stability. Extremely rugged, fully welded angle iron features a powder-coated finish to resist rust. Angle cross braces are spaced to allow two concrete blocks (not included) to fit on each side without moving. Additional blocks can be placed in the center. Features 46 cutting teeth staggered for 1½" spacing. Optional Finishing Drag, Eraser Drag and 1" Solid Steel Drag Bar available for breaking up clumps, smoothing, and leveling during scarification (quick release chains included). Tow chain included. Packages available at discounted prices!



**Standard Model**  
 This rugged unit is designed to be very budget-friendly. This lower cost unit features ½" dia. x 3½" long teeth that bolt in place separately with included lock washers and nuts. A great drag for the cost-conscious groundskeeper.



**Deluxe Model**  
 This premium model features longer teeth and a set of retaining bars that provide more weight and make changing replacement teeth easier. The additional weight of the retaining bars allows for greater cutting depth on hard surfaces. Features ½" x 4" long cutting teeth.



Field Conditioner only (standard shown)



with Drag Bar (deluxe shown)

Standard Field Conditioner - #04998 / 54 lbs. .... \$255 ea.  
 Deluxe Field Conditioner - #04510 / 80 lbs. .... \$355 ea.  
 Standard Replacement Teeth (46) Includes nuts and lock washers  
 #01603 / 9 lbs. .... \$55 set  
 Deluxe Replacement Teeth (46) Includes 14 nuts for retaining bar  
 #03703 / 9 lbs. .... \$50 pkg.

Field Conditioner with Drag Bar  
 Standard - #04998K / 77 lbs. .... \$345 pkg.  
 Deluxe - #04510K / 103 lbs. .... \$445 pkg.



with Finish Drag and Transport Dolly (standard shown)



with Eraser Drag & Transport Dolly (deluxe shown)

Field Conditioner with 6'W x 3'L Finish Drag & Transport Dolly  
 Standard - #04998FDK / 108 lbs. .... \$525 pkg.  
 Deluxe - #04510FDK / 134 lbs. .... \$625 pkg.

Field Conditioner with 6.5'W x 4'L Eraser Drag & Transport Dolly  
 Standard - #04998EDK / 123 lbs. .... \$545 pkg.  
 Deluxe - #04510EDK / 149 lbs. .... \$645 pkg.

**Transport Dolly**  
 Simple design fits under either end of the conditioner. No longer necessary to flip the conditioner over to wheel away. Fits both standard and deluxe models, old and new. Features (2) 10" Pneumatic Wheels and support stand.  
 #05671 / 17 lbs. .... \$99 ea.



**Detachable Drag Bar**  
 70½"L solid steel 1" sq. drag bar can be clipped to nearly any spike drag to smooth and level after scarification. Includes tow chains and clips.  
 #01565DB / 23 lbs. .... \$95 ea.



ALL PRICES SUBJECT TO CHANGE & AVAILABILITY PLUS SHIPPING



# BEAM CLAY®

WHOLESALE PRICE LIST  
 EFFECTIVE: JANUARY 1, 2018

## Infield Grooming Equipment - Scarifier/Nail Drags

### NAIL DRAGS & SCARIFIERS:

#### PRO GALVANIZED STEEL NAIL DRAG — 6'W x 14"L

This nail drag will condition a 6' wide path in one pass. Designed to break up clay or cinders on the baseball field or track. With sharpened and hardened steel cutting teeth down, it tears up the clay —turn over with angle iron down, to use as a leveling board and it levels the playing surface. Features forty-six 4-1/2" teeth. The teeth are staggered with 3" gaps, and can be easily replaced when worn. A heavy duty chain trails the unit to break up clay clumps. A pull chain is provided on front. Recommended to be pulled by a tractor. Designed to hold up to 3 cement building blocks (not included) for additional weight when necessary. Weight 88 lbs. **#13886**



\$395


#### SET OF 46 REPLACEMENT TEETH, Weight 18 lbs. **#10528**



\$115

#### PRO GALVANIZED STEEL NAIL DRAG WITH WHEELS

Same as above except with 2 pneumatic wheels that allow you to roll for transport, instead of carry. Pull chain is provided on front and hooks on rear for attachment of a drag mat. Weight 100 lbs. **#13091**



\$535

#### PRO GALVANIZED STEEL NAIL DRAG W/WHEELS & DRAG MAT

With 2 pneumatic wheels & flexible 6'W x 4'L Drag Mat. Scarify & fine groom at once. Weight 168 lbs. **#13095**

\$675

#### SET OF 2 WHEELS, to retrofit existing groomer. Requires drilling holes in frame. Weight 8 lbs. **#BSDDWHL**

\$165

#### ABOVE DRAG MAT (only) 6'6"W x 4'L with heavy duty angle iron across front & heavy duty chain for pulling. Weight 68 lbs. **#10500**

\$375

### BIG LEAGUE NAIL DRAGS

This premium 3'W x 3'L infield drag was developed by a Major League groundskeeper who was dissatisfied with the existing equipment on the market. Designed to provide the most uniform scarification available. The secret is in the design! Features 3 crossbars, each containing 2 rows of small diameter, finely pointed spikes, each row is individually offset and staggered, providing a narrow 2/3" of spacing. This design provides the smoothest and most manicured scarification available, and allows you to more uniformly blend conditioners into your infield clay. Simply the best drag for breaking up hard compacted surfaces. Also helps dry out moist infield clays. Add weight to increase depth. Super heavy-duty box structural steel construction with a powder-coated finish. 18-month limited warranty. Optional adjustable wheel kit to control the cutting depth and for convenient transporting.

**#06127** 3'W x 3'L Nail Drag, 76 lbs.

\$395

**#06128** 5'W x 3'L Nail Drag, 117 lbs.

\$545

### TRANSPORT WHEEL KIT

Features 5 position settings spaced 1/2 apart, allowing you complete control of your cutting depth. 1st position setting will cut up to a depth of 1/2". In Transport mode, there is 4" of ground clearance! The wheel kit option is recommended for the 5' wide model.

**#03829** 20 lbs.

\$165



### REPLACEMENT SPIKE KITS

**#03827R** 3'W - Set of (49), 6 lbs.

\$27

**#03828R** 5'W - Set of (82), 9 lbs.

\$40



ALL PRICES SUBJECT TO CHANGE & AVAILABILITY PLUS SHIPPING

**BEAM CLAY®**

Infield Grooming Equipment - Scarifier/Nail Drags

**WHOLESALE PRICE LIST**  
EFFECTIVE: JANUARY 1, 2018

## Nail Drags



#10002627

5'W x 3'L Nail Drag

\$735

#10002626

3'W x 3'L Nail Drag

\$595

### SPECIFICATIONS

- Heavy steel construction
- Staggered spikes for better break or without clogging
- 3' & 5' widths
- Replaceable spikes
- Includes wheel kit to adjust cutting depth and allows for transport

### DIMENSIONS & SHIP WEIGHT:

3' w x 3' long (108 lbs. ships in 2 cartons)

5' w x 3' long (141 lbs. ships in 2 cartons)

Both Ship UPS

### CONSTRUCTION:

Frame: Welded 14 gauge structural tubing.  
Nail Carrier: 11 gauge formed plate  
Wheel kit: 11 gauge with 1 1/2 x 5" diameter solid rubber wheels

### NAILS:

6" x 1/4" diameter

### PULL CHAIN:

13 foot 3/16" on 5'x3' model  
10 foot 3/16" on 3'x3' model

### REPLACEMENT NAILS:

For 3'w x 3' long: 51 nails  
5'w x 3' long: 75 nails

### WARRANTY:

36 month, longest in the industry

**ALL PRICES SUBJECT TO CHANGE & AVAILABILITY PLUS SHIPPING**

**PARTAC PEAT CORPORATION**  
ONE KELSEY PARK, GREAT MEADOWS, NEW JERSEY 07838

800-247-BEAM (2326) • (908) 637-4191 • FAX (908) 637-8421  
www.beamclay.com • [sales@beamclay.com](mailto:sales@beamclay.com)

# BEAM CLAY®

WHOLESALE PRICE LIST  
EFFECTIVE: JANUARY 1, 2018

Infield Grooming Equipment - Scarifier/Nail Drag & Cut-N-Level Drag/Screen

### 3' x 2' HAND NAIL DRAG

Ideal for scarifying baselines, cutouts, & home plate areas, as well as daily nail dragging of infield skin. Constructed of plastic lumber & 60 hardened 1/4" steel spikes. Can be pulled in either the 3'W or 2'W direction by simply changing the tow rope connection point. Pull ropes included.

#13840

\$425




### CUT-N-LEVEL DRAG/SCREEN

The Cut-N-Level drag/screen is designed for grooming the surface of playing fields. It features flat steel cutting blades & a screen for rock removal. The cutting blades are slotted and attached to the main frame with bolts, allowing the operator to adjust the blades for the desired depth of cut. The Cut-N-Level drag/screen can be used to smooth and level the field, plus for rock removal as the need arises saving the extra man hours normally needed to do these jobs. Frame & Blades are galvanized. Weight 220 lbs. Size 6'W x 4'6"D.

#10550

\$795



### LEVELS FIELD

By adjusting the blades the operator cuts down clay build-up. The clay is carried by the blades, as the drag passes over holes it is then deposited in the holes leaving a smooth & level surface.

### PICKS UP STONES

Rocks and stones are removed by placing the screen (16 gauge x 1/2" opening) above the frame and adjusting the blade so that they scrape up rocks lying on the field. This directs the rocks onto the screen that is made of wire mesh. The clay sifts through, thus holding any materials too large to fall through.

### HELPS DRY WET FIELDS

By adjusting the blades to shave the top layers of clay, the drag will mix wetter top clay with dryer lower clay. By rolling this mixture along and exposing it to the air, a dryer clay will deposit on the field.

ALL PRICES SUBJECT TO CHANGE & AVAILABILITY PLUS SHIPPING

PARTAC PEAT CORPORATION  
ONE KELSEY PARK, GREAT MEADOWS, NEW JERSEY 07838

800-247-BEAM (2326) • (908) 637-4191 • FAX (908) 637-8421  
www.beamclay.com • sales@beamclay.com



# BEAM CLAY®

Infield Grooming Equipment - Scarifier/Drag Screen

WHOLESALE PRICE LIST  
 EFFECTIVE: JANUARY 1, 2018

## DRAG KING™



The Drag King infield groomer features a unique 3-section component design that combines the grooming capabilities of conventional hand pulled mats with the field conditioning capabilities of tractor pulled units costing thousands of dollars more.

The Basic 2 section model, pulled by hand without weights, quickly grooms base lines and infields to a "ready-to-play" state. To bring rougher fields back into shape add the optional scarifier/ballast box section plus weights if needed and attach the Drag King to any standard lawn & garden tractor or utility vehicle. The reversible scarifier/planning blades can be lowered to a 1" maximum cutting depth.

The 48" x 48" Drag King features:

**Modular Design** — Use one, two or three sections at a time to achieve the field finish you desire.

**Reversible Scarifying/Planing Blades** — Depending on your field's condition choose either the smooth or serrated edge.

**Debris Basket** — Catches small stones and litter from the surface as you groom the field when infield is very dry.

#10001665 Drag King  
 #10001592 Drag King with Optional Scarifier

\$650  
 \$875

### SPECIFICATIONS

**DIMENSIONS:**

Basic 2 piece 48" w x 29" long  
 with Scarifier 49" w x 44" long

**SHIP WEIGHT:**

Basic 2 piece 49 lbs, ship via UPS  
 Scarifier 38 lbs, ship via UPS

**CONSTRUCTION:**

**Center Section:**

Welded 11 gauge frame and blade with 11 gauge 3/4" x 1/2" expanded metal. 48" w x 17" long with 3" wide planner blade. Planner blade has smooth and toothed edges.

**Debris Basket:**

Welded 11 gauge frame with 11 gauge 3/4" x 3/8" expanded metal 48" w x 12" long x 3" deep.

**Scarifier:**

19 gauge galvanized "diamond grip". 48" w x 12" long x 2" deep. Add weights for heavier scarifying

**PULL CHAIN:**

8 foot 3/16" chain

**WARRANTY:**

18 month, longest in the industry

ALL PRICES SUBJECT TO CHANGE & AVAILABILITY PLUS SHIPPING

**INFIELD GROOMERS FOR TRACTORS**

**FIELD MASTER™ INFIELD GROOMER** THE ONE STEP (4 IN 1) GROOMER, three point hitch or pull-type, 6' or 4' wide models, featuring combination scarifier / dethatcher with spring tines, dual drag-leveling bars, roller with built-in scraper bar, built-in weight tray, and brush for that professional textured finish.

A COMPACT, SIMPLE TO OPERATE, RELIABLE INFIELD GROOMER

Spring tines will individually raise up should you hit a base plug or sprinkler head. On pull models height is adjustable, plus on all models scarifier, drag-leveling bars and brush heights are adjustable. Please specify scarifier teeth! Standard for sandier clay, heavy-duty for heavier clays.

**4' Models:**

**FM4<sup>1</sup>** 33½" long x 52" wide, standard three point hitch, 260 lbs.  
*\*Minimum 18 HP recommended, or less if soft surface.*

**FM4<sup>2</sup>** With pull-type lift assembly & two 10" wheels, 335 lbs.  
20 HP *\*Minimum 18 HP recommended, or less if soft surface.*

**FM4<sup>3</sup>** With heavy duty pull-type lift assembly w/highway axle & two 16" wheels, 385 lbs.  
20 HP *\*Minimum 18 HP recommended, or less if soft surface.*

**54" Wide Textured Brush #4101**

**REPLACEMENT TINES:**  
Standard—39 Tines #4103M  
Heavy-Duty—43 Tines #4103HD

**6' Models**


**FM6<sup>1</sup>** 33½" long x 76" wide, comes standard with both category 0 and 1 three point hitch connectors, 320 lbs.  
22 HP *\*Minimum 18 HP recommended, or less if soft surface.*

**FM6<sup>2</sup>** With pull-type lift assembly and two 10" wheels, 420 lbs.  
25 HP *\*Minimum 18 HP recommended, or less if soft surface.*

**FM6<sup>3</sup>** With heavy duty pull-type lift assembly w/highway axle & two 16" wheels, 460 lbs.  
*\*Minimum 18 HP recommended, or less if soft surface.*

**84" Wide Textured Brush #4101**

**REPLACEMENT TINES:**  
Standard—64Tines #6103M  
Heavy-Duty—70 Tines #6103HD



\$2,895
\$3,095
\$3,595
\$125
\$45
\$55



\$3,250
\$3,550
\$3,995
\$145
\$75
\$95

**FIELDMASTER™ INFIELD GROOMER**



CLICK HERE FOR [FIELD MASTER™ SPECIFICATIONS](#)

ALL PRICES SUBJECT TO CHANGE & AVAILABILITY PLUS SHIPPING

# BEAM CLAY®

Infield Groomers - Dirt Doctor Jr.

**WHOLESALE PRICE LIST**  
 EFFECTIVE: JANUARY 1, 2018

## DIRT DOCTOR™ JR. INFIELD GROOMER



Like the powerful **DIRT DOCTOR™**, the **DIRT DOCTOR™ JR.** Infield Groomer is designed to do the job of 3 separate implements in one convenient unit. It is a ripper, a drag, and a roller - all in one. The **DIRT DOCTOR™ JR.** is designed specifically to be pulled by a 4-wheel drive utility vehicle or a compact tractor.

Manufactured to the same exacting standards as the larger model, **DIRT DOCTOR™ JR.** shares the same rugged durability but weighs less than 600 lbs. Now you can have the durability of the original **DIRT DOCTOR™** without the need for a large, expensive, field size tractor.

The **DIRT DOCTOR™ JR.** can plow, pulverize, drag, compact, and finish a 4' wide path in one pass. The pulverizer bar, wheels, center drag, and harrow bar with reversible teeth have multiple height positions that are quickly and easily changed without tools. No more running back to the shop to make adjustments. Plus the multiple height adjustment is perfect for varying soil and field conditions. The front hitch has 4 positions to adjust for varying hitch heights. A 6' wide drag mats can be attached to either model for final grooming or between innings.

Backed by a 36 month warranty, the **DIRT DOCTOR™ JR.** is a workhorse designed to be used for years to come.

**DIRT DOCTOR™ JR. 4' Tow Model INFIELD GROOMER**

**#10003679**

**\$3,895**

**Optional Finishing Broom Attachment for 4' Model**

**#10003680**

**\$285**

Specifications	
Dimensions	68" W x 89" L x 36" H (in Operating Mode) 68" W x 89" L x 43" H (in Transport Mode)
Grooming Path	48" W
Drag Path	60"
Tongue Height	6" - 14"
Cutting Depth	1/2" to 3" depth. 2 cutting heights plus 3rd position for non-cutting. No tools required.
Pulverizing Bar	4 height positions with 32, 8 tooth pulverizing discs. No tools required.
Harrow Bar	10, 3/8" wide reversible harrow teeth
Compacting Roller	8" Diameter x 48" Width
Center Drag	12" L x 48" W
Ship Weight	675 lbs, Actual Weight 595 lbs
Wheels	4.10/3.50 - 6, 4 ply
Tow Requirements	Utility vehicles: 4 Wheel Drive. Min. towing capacity of 1100 lbs Compact utility tractors: Min. 20 hp
Lift Jack	Industrial grade, trailer type with 6" pneumatic caster
Construction	All welded structural steel, industrial grade bearings with grease fittings. Hardened harrow teeth. 3/4" hitch pins and 7/8" lift pins.
Warranty	36 month, against defects in materials and workmanship

**ALL PRICES SUBJECT TO CHANGE & AVAILABILITY PLUS SHIPPING**

**PARTAC PEAT CORPORATION**  
 ONE KELSEY PARK, GREAT MEADOWS, NEW JERSEY 07838

800-247-BEAM (2326) • (908) 637-4191 • FAX (908) 637-8421  
[www.beamclay.com](http://www.beamclay.com) • [sales@beamclay.com](mailto:sales@beamclay.com)



**BEAM CLAY®**

Infield Groomers - Dirt Medic

**WHOLESALE PRICE LIST**  
 EFFECTIVE: JANUARY 1, 2018

**DIRT MEDIC INFIELD GROOMER - FOR GARDEN TRACTORS & ATVs**



The **Dirt Medic** infield groomer specifically designed for use with garden tractors, light utility vehicles and ATV's to fill and level Little League to High School infields. With the durability of larger units, the **Dirt Medic** weighs only 200 pounds and has a 4' wide grooming path with 10" pneumatic wheels for easy transport. A single hand crank adjusts both the angle and depth of the harrow teeth and reversible cutting bar from the driver's seat without the need of tools or electrical connections. The broom kit creates a smooth, finished surface. **Dirt Medic** is backed by a 36-month warranty.

DIRT MEDIC INFIELD GROOMER WITH FINISHING BROOM INCLUDED

#10003315

\$1,750

Specifications	
Dimensions	60" W x 76" L x 30 H
Ship Weight	245 lbs.
Grooming Path	48" W
Drag Path	48"
Cutting Depth	0" - 2"
Harrow Bar	8 replaceable, hardened steel, 5/8" spikes
Wheels	Two, 4 ply, 12" diameter pneumatic tires. 410.350x6
Requirement	Lawn tractor, ATV or utility vehicle with 500 lbs towing capacity
Ballast Trays	Two trays, each sized for one standard cement block
Adjusting Wheel	Hand operated adjusting wheel controls angle
Hitch	1/2" drop through pin on tongue with retaining lanyard. Two position for dragging & transport.
Finishing Brush	5' Finishing brush included
Construction	All welded structural steel, industrial grade bushing with grease fittings
Warranty	36 month, materials and workmanship

ALL PRICES SUBJECT TO CHANGE & AVAILABILITY PLUS SHIPPING

**PARTAC PEAT CORPORATION**  
 ONE KELSEY PARK, GREAT MEADOWS, NEW JERSEY 07838

800-247-BEAM (2326) • (908) 637-4191 • FAX (908) 637-8421  
[www.beamclay.com](http://www.beamclay.com) • [sales@beamclay.com](mailto:sales@beamclay.com)

# BEAM CLAY®

Turf Brushes

WHOLESALE PRICE LIST: F.O.B. MN  
 EFFECTIVE: JANUARY 1, 2018

## TURF BRUSHES

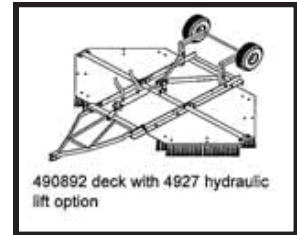
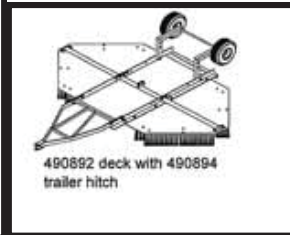
Quickly Brushes Top-Dressing Into Established Turf

Quickly Brushes Top-Dressing Into Established Turf



### Standard Equipment

- 72" wide steel deck - optional aluminum deck
- Patented angled doubled-diamond brushes
- Choice of standard brown or softer white bristles for tender greens
- Use on natural or artificial turf
- Choice of hitches: basic tow, manual lever lift, electric lift or hydraulic lift
- Steel deck model ships in approx. 7 business days—Aluminum deck is special order



### #490892 Deck Specifications (a)

Base Plate: 11-gauge steel measuring 40" x 78" assembled with 3/8" angle framework  
 Brushes: Eight synthetic fiber mildew resistant brushes

### #490894 Basic Trailer Hitch Package (b)

Description: Two 13 x 500-6 tires and rims, wheel frames, trailer hitch and hardware

### #4918 Trailer Hitch Package with Manual Lift Lever (c)

Description: Two 13 x 500-6 tires and rims, wheel frames, trailer hitch, hardware and hand lever to raise and lower deck

### #4917 Hitch with Electric Lift Package (e)

Description: Tow hitch with electric actuator, two 13 x 500-6 tires and rims

### 1 CHOOSE A TURF DECK:

PART #	DESCRIPTION	SHIP WGT	
490892	Steel deck with brushes (156 lbs. in use) (a)	199 lbs.	\$995
490892AL	Aluminum deck with brushes (96 lbs. in use) (a)	125 lbs.	\$1,095

### 2 SELECT A HITCH OPTION FROM THE CHOICES BELOW:

490894	Basic trailer hitch (hitch, wheel transport and locking pins) (b)	36 lbs.	\$335
4918	Trailer hitch with manual lift lever (hitch, integrated wheel transport and lift lever) (c)	66 lbs.	\$535
4917	Trailer hitch with electric lift; 40 lbs. in use. (e)	60 lbs.	\$1,395

### 4 REPLACEMENT BRUSHES

M13-0024-000	Single brown brush, standard bristle, 5" x 6" x 26".	4 lbs.	\$35
M13-0024-010	Single white brush, soft bristle for shallow rooted turf grass or new seeding.	4 lbs.	\$35

ALL PRICES SUBJECT TO CHANGE & AVAILABILITY PLUS SHIPPING

PARTAC PEAT CORPORATION  
 ONE KELSEY PARK, GREAT MEADOWS, NEW JERSEY 07838

800-247-BEAM (2326) • (908) 637-4191 • FAX (908) 637-8421  
 www.beamclay.com • sales@beamclay.com

# BEAM CLAY®

Rollers—Hand & Tow-Behind

WHOLESALE PRICE LIST  
 EFFECTIVE: JANUARY 1, 2018

## INFIELD, TURF & COURT ROLLERS

### HAND ROLLER

18" Diameter x 24" Wide, 14 gauge (1/12") all steel design, bronze bushings, fill with water to create desired weight. Ships in two pieces, minor assembly required. Wt. 45 lbs. (empty), 200 lbs. (full).

#85750

\$275



See Tennis Catalog for the full line of Har-Tru®/Lee® Rollers.

See Tennis Catalog for the full line of Brutus™ Rollers.

### HAND ROLLERS WITH CONVERTIBLE HANDLES

For hand pushing or garden tractor towing. 11 gauge (1/8") steel with bronze bushings, scraper bars, and rolled edges. (F.O.B., MN)

#4908024 18"D x 24"W ( 74 lbs. empty/280 lbs. full, 88 lbs. shipping)

#4908036 18"D x 36"W (108 lbs. empty/434 lbs. full, 166 lbs. Shipping)

#4908048 18"D x 48"W (138 lbs. empty/572 lbs. full, 205 lbs. shipping)

#49248024 24"D x 24"W ( 96 lbs. empty/488 lbs. full, 115 lbs. shipping)

#49249848 24"D x 48"W (244 lbs. empty/1,005 lbs. full, 450 lbs. shipping, Tow-hitch only)



\$615

\$875

\$985

\$655

\$1,395

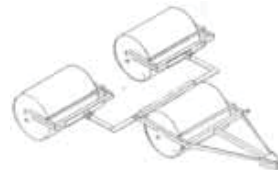
### TOW-BEHIND ROLLERS

When drained, both gang rollers can be folded up for easy transport or storage. All drums are 11-gauge (1/8") steel with an internal coating of rust inhibitor. All units come with adjustable scrapers (Spring Tensioned) and with replaceable axle bearings with grease fittings.

#499 6' GANG ROLLER Three 18"D x 24"W Rollers With Gang Hitch  
 (272 lbs. empty, 923 lbs. full, 440 lbs. shipping)

#496 12' GANG ROLLER Three 18"D x 4-foot Rollers With Gang Hitch  
 (464 lbs. empty, 1,766 lbs. full, 660 lbs. shipping)

#4926 12' GANG ROLLER Three 24"D x 4-foot Rollers With Gang Hitch  
 (750 lbs. empty, 3,100 lbs. full, 1,047 lbs. shipping)



\$1,950

\$2,850

\$4,350

### HEAVY-DUTY ATHLETIC FIELD TURF ROLLERS

Three 7 gauge (3/16") steel contoured mounted in heavy angle frames and equipped with quick connecting ball hitches. Each roller is 36" wide x 30" diameter and equipped with a center baffle. Rounded ends prevent turf damage. (F.O.B. PA)

3 Gang Roller - (8'4" coverage, 1,360 lbs. empty/5,000 lbs. full)

\$8,975



ALL PRICES SUBJECT TO CHANGE & AVAILABILITY PLUS SHIPPING



# BEAM CLAY®

Yankee® Rakes, Plug Pushers & Roller Squeegees & Litter Picks

**WHOLESALE PRICE LIST**  
 EFFECTIVE: JANUARY 1, 2018

## YANKEE®/NEW ENGLAND ALUMINUM RAKES

Light Yet Sturdy With 66" Gold Anodized or Gold Powder Coated Handles (84" Handles Available).  
 Side braces bolt through top of handles.

### YANKEE® ALUMINUM INFIELD RAKES WITH ROUND SIFTING TEETH AND STRAIGHT EDGE

0524 24" Blade (3 lbs.)	\$59.95
0530 30" Blade (3 lbs.)	\$62.95
0536 36" Blade (4 lbs.)	\$65.95
0542 42" Blade (5 lbs.)	\$69.95
0548 48" Blade (5 lbs.)	\$75.95



### YANKEE® ALUMINUM RAKES WITH STRAIGHT TEETH AND STRAIGHT EDGE

0914 14" Blade (3 lbs.)	\$39.95
0924 24" Blade (3 lbs.)	\$52.95
0930 30" Blade (3 lbs.)	\$55.95
0936 36" Blade (4 lbs.)	\$58.95
0942 42" Blade (5 lbs.)	\$63.95
0948 48" Blade (5 lbs.)	\$66.95



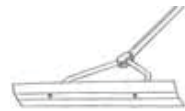
### REPLACEMENT PARTS FOR YANKEE® RAKES

Brace and Plug Replacement Kit— two 15" Braces & Hardware (For 24" / 30" / 36" Rakes)	\$26.00
Brace and Plug Replacement Kit— two 19" Braces & Hardware (For 42" / 48" Rakes)	\$27.00
Replacement Handle with Standard Grip	\$30.00

### YANKEE® SPECIALTY RAKES (PLUG PUSHERS & TENNIS COURT SCARIFIER/LUTES)

#### PLUG PUSHERS (DOUBLE-EDGED SMOOTH BLADES)

0624 24" Blade (3 lbs.)	\$52.95
0630 30" Blade (3 lbs.)	\$54.95
0636 36" Blade (4 lbs.)	\$56.95
0642 42" Blade (4 lbs.)	\$57.95
0648 48" Blade (4 lbs.)	\$59.95




#### T-LUTE (ONE SIDE SMOOTH EDGE, ONE SIDE SERRATED TOOTHED EDGE)

0624T 24" Blade (3 lbs.)	\$59.95
0630T 30" Blade (3 lbs.)	\$61.95
0636T 36" Blade (4 lbs.)	\$62.95
0642T 42" Blade (4 lbs.)	\$66.95
0648T 48" Blade (4 lbs.)	\$68.95



### YANKEE® TRAP RAKES WITH SIFTING TEETH

** 0500 12" Blade (2 lbs.)	\$23.95
** 0515 14½" Blade (3 lbs.)	\$32.95
0510 18" Blade (3 lbs.)	\$34.95



### YANKEE® ROLLER SQUEEGEES WITH 48" GOLD ANODIZED HANDLES

#### NON-ABSORBANT (BLACK)

** 0724 24" Wide (6 lbs.)	\$99.50
** 0736 36" Wide (6 lbs.)	\$107.50
** 0748 48" Wide (7 lbs.)	\$127.50
** 0703 24" Replacement Roller (3 lbs.)	\$35.00
** 0713 36" Replacement Roller (3 lbs.)	\$41.00
0748 48" Replacement Roller (3 lbs.)	\$45.00



#### ABSORBANT (GREY)

** 0724A 24" Wide (6 lbs.)	\$104.50
0736A 36" Wide (6 lbs.)	\$114.50
** 0748A 48" Wide (7 lbs.)	\$137.50
0703A 24" Replacement Roller (3 lbs.)	\$38.00
0713A 36" Replacement Roller (3 lbs.)	\$43.00
0748A 48" Replacement Roller (3 lbs.)	\$50.00



### YANKEE® LITTER PICK

0450 3/4" Tubular Handle with Pistol Grip, 41" Long	\$17.50
0402 Replacement Points for Above	\$5.95

ALL PRICES SUBJECT TO CHANGE & AVAILABILITY PLUS SHIPPING

# BEAM CLAY®

Midwest™ Rakes

**WHOLESALE PRICE LIST**  
 EFFECTIVE: JANUARY 1, 2018

## MIDWEST™ ALUMINUM RAKES

Light Yet Extra Heavy Duty with Strong, Wrap-Around, Solid Aluminum Braces for Maximum Head Stability and Long-Lasting Performance. 66" Powder Coated Aluminum Handles w/6" Vinyl Grips.

**INFIELD SCREENING RAKE** - Sifting Teeth with Rounded Ends Excellent for Sifting Stones or Debris from Infields, Sand or Fine Soils. With Extended Straight Edge Specifically Designed for Grading and Leveling.

- 11024** 24" Blade, 5 lbs.
- 11030** 30" Blade, 5 lbs.
- 11036** 36" Blade, 6 lbs.
- 11042** 42" Blade, 6 lbs.
- 11048** 48" Blade, 6 lbs.



- \$62.95
- \$67.95
- \$72.95
- \$78.95
- \$83.95



**INFIELD RAKE** - Straight, Rounded Teeth with Extended Straight Edge Specifically Designed for Grading and Leveling.

- 12024** 24" Blade, 5 lbs.
- 12030** 30" Blade, 5 lbs.
- 12036** 36" Blade, 6 lbs.
- 12042** 42" Blade, 6 lbs.
- 12048** 48" Blade, 6 lbs.



- \$53.95
- \$58.95
- \$62.95
- \$67.95
- \$71.95



**LANDSCAPE RAKE** - Straight Teeth with Rounded Ends and Extra Strong Double Rib Head.

- 10024** 24" Blade, 5 lbs.
- 10030** 30" Blade, 5 lbs.
- 10036** 36" Blade, 6 lbs.
- 10042** 42" Blade, 6 lbs.
- 10048** 48" Blade, 6 lbs.



- \$57.95
- \$62.95
- \$67.95
- \$72.95
- \$77.95



**CHISEL-TOOTH CONSTRUCTION RAKE** - Straight, Sharp, Extra Thick Chisel Teeth to Penetrate & Break Up Hard Soils.

- 20024** 24" Blade, 5 lbs.
- 20030** 30" Blade, 5 lbs.
- 20036** 36" Blade, 6 lbs.
- 20042** 42" Blade, 6 lbs.
- 20048** 48" Blade, 6 lbs.
- 20060** 60" Blade, 8 lbs.



- \$56.95
- \$60.95
- \$61.95
- \$69.95
- \$74.95
- \$82.95



**YARD/PRO RAKE** - Straight, Rounded Teeth. Side Bracing-NOT Wrap Around 14" and 17" Width for Easier Handling in Gardening Situations.

- 92024** 24" Blade, 4 lbs.
- 92030** 30" Blade, 4 lbs.
- 92036** 36" Blade, 5 lbs.
- 92042** 42" Blade, 6 lbs.
- 92048** 48" Blade, 6 lbs.



- \$50.95
- \$54.95
- \$58.95
- \$62.95
- \$66.95



**BASE RUNNER RAKE WITH TELESCOPIC HANDLE** - Knocks down for easy storage. Rake head is easily removed and handle telescopes down to 39" - fits easily in a car trunk. The perfect tool for grooming infields and beach volleyball courts. The high-grade aluminum alloy head was designed specifically for the sports turf industry. The high strike edge is excellent for grading, while the rounded teeth are non-gouging. The double lock telescopic fiberglass handle easily adjusts from 39" to 70".

- 12501** 24" Blade, 6 lbs.
- 12502** 30" Blade, 6 lbs.
- 12503** 36" Blade, 6 lbs.



- \$91.95
- \$95.95
- \$99.95



ALL PRICES SUBJECT TO CHANGE & AVAILABILITY PLUS SHIPPING

# BEAM CLAY®



## WHOLESALE PRICE LIST EFFECTIVE: JANUARY 1, 2018

### Midwest™ Rakes, Lutes, Plug Pushers & Roller Squeegees

#### MIDWEST™ SPECIALTY TOOLS

**TENNIS COURT SCARIFIER/LUTE** - One side serrated teeth, one side straight edge - Its saw-tooth design makes this tool an excellent choice when breaking up and grading hard soils. Originally designed for dressing clay tennis courts, the Scarifier Lute is also used by professional landscapers and grounds crews. Wrap-around bracing and a 1-1/8" diameter powder-coated aluminum handles with 5" vinyl grip provide maximum strength and comfort.

Our Cost / List	Larger Teeth, 66" Handle	82" Handle
56923	24" Blade \$46.95	56924 24" Blade \$49.95
56929	30" Blade \$49.95	56930 30" Blade \$52.95
56935	36" Blade \$52.95	56936 36" Blade \$57.95
<b>Finer Teeth</b>		
52936	36" Blade \$53.95	52037 36" Blade, \$58.95
52036	36" Blade \$54.95	52038 36" Blade, 1-3/8" dia. handle \$59.95



**DOUBLE PLAY GROOMING RAKE** - This innovative and versatile tool has two teeth designs. The short teeth are used for breaking up hard packed clay, while the long teeth are for wet clay and general raking. Comes with either a 24" or 36" head and sturdy wrap-around braces. Its 66" powder-coated aluminum handle with 6" non-slip vinyl grip provides for extra comfort.

12524	24" Blade	\$60.95
12536	36" Blade	\$71.95



**GOLF COURSE PLUG PUSHER/SUPER SCRAPER** - Straight edge on both sides. Made of high-quality aluminum, this durable versatile tool can be used to push aeration plugs off turf and grade soil. Comes with either a 24" or 36" head, with a 66" powder-coated aluminum handle. Wrap-around bracing ensures maximum strength.

51924	24" Blade	\$53.95
51936	36" Blade	\$60.95



#### MIDWEST™ ROLLER SQUEEGEES

**ROLLER SQUEEGEE** - Called "The best roller squeegees on the market" by our customers, these roller squeegees are built to outlast and outperform other brands. These squeegees are excellent for rolling water off floors, pavement, ballfields, tennis courts and golf greens. The heavy-duty aluminum frame construction and stainless steel axles ensure the roller stays secure. Two roller styles are available: Non-Absorbent—excellent for infields and turf because it pushes the water; and PVA Absorbent—made of superior high-tech polymer designed to soak up incredible amounts of liquid off hard surfaces. Rollers are easily replaceable and interchangeable.

**Non-Absorbent Roller Squeegee** - Closed Cell For Ballfields And Grass, 54" Powder Coated Curved Aluminum Handle With 6" Vinyl Grip.



70924	24" Wide	\$121.95
70936	36" Wide	\$138.95
70948	48" Wide	\$155.95

**PVA Absorbent for Tennis Courts** - 60" Powder Coated Aluminum Handle With Curved Aluminum Handle With 6" Vinyl Grip.

72036	36" Wide, 7 lbs.	\$140.95
-------	------------------	----------

#### Replacement Rollers

SA10047	24" Non Absorbent, 2 lbs.	\$51.95
SA10048	36" Non Absorbent, 3 lbs.	\$63.95
SA10049	48" Non Absorbent, 4 lbs.	\$69.95
SA10051	36" PVA Absorbent, 3 lbs.	\$67.95



ALL PRICES SUBJECT TO CHANGE & AVAILABILITY PLUS SHIPPING



# BEAM CLAY®

Midwest™ Squeegees

WHOLESALE PRICE LIST  
 EFFECTIVE: JANUARY 1, 2018

## MIDWEST™ SQUEEGEES

### A. General Purpose Squeegee

The best on the market. Made with an extra-wide reversible neoprene rubber blade for long-lasting use. Available in 24" and 36" widths, this super flexible squeegee is excellent for pushing and pulling liquids off hard surfaces. Comes with a 66" powder-coated aluminum handle and wrap-around braces. Because the head bolts do not penetrate the rubber, the blade on this squeegee is easily reversible and replaceable.

<b>76924</b>	24" Wide Blade, 5 lbs.	<b>\$58.95</b>
<b>76936</b>	36" Wide Blade, 6 lbs.	<b>\$68.95</b>

### B. Straight Blade Squeegee

A rugged squeegee, excellent for removing heavier liquids such as mud. The neoprene blade is stiffer than that used on the General Purpose Squeegee, so it scrapes as well as squeegees. Comes with a 66" powder-coated aluminum handle and wrap-around braces for maximum strength. The double-edge design doubles the life of the blade.

<b>75936</b>	36" Wide Blade, 6 lbs.	<b>\$64.95</b>
--------------	------------------------	----------------

### C. DriMaster Squeegee

Using the same head design and neoprene blade material as our Straight Blade Squeegee, the DriMaster comes with a 30" head, twist bracing and a painted hardwood handle. The double-edge design doubles the life of the blade.

<b>95030</b>	30" Wide Blade, 5 lbs.	<b>\$42.95</b>
--------------	------------------------	----------------

### D/E. Medium-Duty General Purpose Squeegees


These squeegees come with either a straight (D.) or curved (E.) blade design, with a durable gray neoprene rubber blade. The curved blade is excellent for keeping water from spilling around the blade. Each squeegee comes with a cast aluminum "T"-style handle adapter. Handles are sold separately.

#### Medium-Duty Straight Blade Squeegee (Head Only)

<b>47100</b>	18" Wide Blade, 2 lbs.	<b>\$38.95</b>
<b>47101</b>	24" Wide Blade, 3 lbs.	<b>\$45.95</b>
<b>47102</b>	30" Wide Blade, 3 lbs.	<b>\$47.95</b>
<b>47103</b>	36" Wide Blade, 3 lbs.	<b>\$53.95</b>

#### Medium-Duty Curved-Blade Squeegee (Head Only)

<b>47210</b>	18" Wide Blade, 2 lbs.	<b>\$38.95</b>
<b>47211</b>	24" Wide Blade, 3 lbs.	<b>\$45.95</b>
<b>47212</b>	30" Wide Blade, 3 lbs.	<b>\$51.95</b>
<b>47213</b>	36" Wide Blade, 3 lbs.	<b>\$59.95</b>



ALL PRICES SUBJECT TO CHANGE & AVAILABILITY PLUS SHIPPING

**BEAM CLAY®**

Brooms &amp; Brushes

**WHOLESALE PRICE LIST**  
EFFECTIVE: JANUARY 1, 2018**BROOMS & BRUSHES**

**7' WIDE MONSTER BROOM** - Drag it on the infield, golf green, tennis or bocce court, push it on the warehouse floor. This broom is powerful and has amazing versatility. Made with heavy-duty aluminum construction. Available with two or three rows of 4-1/2" bristles. Bristles are removable for easy replacement or for adjusting the broom's stiffness.

#82084	Monster Drag Broom (Two-Row Bristles)	\$186.95
#83084	Monster Drag Broom (Three-Row Bristles)	\$215.95
#SP50067	7' Replacement Bristles (One Row)	\$40.95




**DOUBLE PLAY MONSTER BROOM** - Identical to the two-row Monster Broom, the Double Play Monster Broom comes with an aggressive scarifying edge for breaking up packed soils.

#82384	84" Double Play Scarifier Monster Broom (Two-Row Bristles)	\$237.95
#SP50067	7' Replacement Bristles (One Row)	\$40.95



**MAXIMUM-DUTY BROOM** - Made from the same heavy-duty extrusion as our 7' Monster Broom, this broom is one of the heaviest built brooms on the market. By flipping the broom over, you have a scraping edge for breaking up packed dirt. The 28" head is available with two-row or three-row bristles. Available with the innovative 60° bent powder-coated aluminum handle, excellent for eliminating back strain. Bristles are removable for easy replacement or for adjusting the broom's stiffness.

#82928	28" Maximum-Duty Broom (Two-Row Bristles)	\$74.95
#83928	28" Maximum-Duty Broom (Three-Row Bristles)	\$83.95
#SP50068	28" Replacement Bristles (One Row)	\$11.95



**DOUBLE PLAY SCARIFIER BROOM** - Developed in cooperation with Floyd Perry, award-winning sports turf expert. An aggressive scarifying edge makes this perfect for breaking up packed soils. Excellent for infield dressing!

#82328	28" Double Play Scarifier Broom (Two-Row Bristles)	\$103.95
#SP50068	28" Replacement Bristles (One Row)	\$11.95

**ALL PRICES SUBJECT TO CHANGE & AVAILABILITY PLUS SHIPPING****PARTAC PEAT CORPORATION**  
ONE KELSEY PARK, GREAT MEADOWS, NEW JERSEY 07838800-247-BEAM (2326) • (908) 637-4191 • FAX (908) 637-8421  
www.beamclay.com • [sales@beamclay.com](mailto:sales@beamclay.com)

# BEAM CLAY®

More Brooms & Brushes

WHOLESALE PRICE LIST  
EFFECTIVE: JANUARY 1, 2018

## BROOMS & BRUSHES

**24" GENERAL-PURPOSE BROOM** - This 24" general-purpose excellent choice for the garage or shop, and is also used for base infield dressing. Professional grounds keepers flip the broom over dressing of base paths. Available with either a 60" ergonomic be



- |        |  |         |
|--------|--|---------|
| #82924 | 24" General-Purpose Broom, Bent Handle     | \$57.95 |
| #82925 | 24" General-Purpose Broom, Straight Handle | \$57.95 |

**JET BLAST WATER BROOM** - This heavy-duty, yet lightweight innovative aluminum tool does an excellent job of washing away dirt and grime. Hook it up to a water hose and watch it blast away dirt. The 32" head is fitted with eight high-pressure nozzles, while the 48" head has 12 nozzles. Comes complete with high-quality garden hose nozzle for easy operation. Intended for use with normal water pressure, not for use with high-pressure water systems.

- |        |                              |          |
|--------|------------------------------|----------|
| #46032 | 32" Water Broom (8 nozzles)  | \$265.95 |
| #46048 | 48" Water Broom (12 nozzles) | \$299.95 |



ALL PRICES SUBJECT TO CHANGE & AVAILABILITY PLUS SHIPPING

PARTAC PEAT CORPORATION  
ONE KELSEY PARK, GREAT MEADOWS, NEW JERSEY 07838

800-247-BEAM (2326) • (908) 637-4191 • FAX (908) 637-8421  
www.beamclay.com • [sales@beamclay.com](mailto:sales@beamclay.com)



# BEAM CLAY®

More Rakes & Edging Tools

**WHOLESALE PRICE LIST**  
EFFECTIVE: JANUARY 1, 2018



**SAND COMB** - Prevents sliding injuries from unseen debris. Quickly and effectively sifts debris from sand and soil. The cast aluminum collection head features a replaceable 1/4" mesh screen to collect debris & measures 16" W x 4" H. Includes a 60" aluminum handle.

#01562 Sand Comb - Weight 7 lbs.

\$115

Screens can be overlapped for a smaller screen size. Includes: (2) 1/4", (1) 1/2" screen.

## SEYMOUR® LOOP HOE EDGER

- Double knife edge rocks back and forth with a push/pull motion
- Excellent for cultivating, aerating and weeding
- Replaceable blade
- 60" powder-coated aluminum handle
- 6" non-slip vinyl grip

#42100

\$35.95



## TOOLITE® SIFTING SCOOP

- Perfect tool for cleaning rocks, glass and unwanted debris from dirt and sand
- Lightweight one piece molded construction
- Scoop head is 14" x 17"

#49510

\$125.95

**PRO 12" EDGER/SOD CUTTER** - Rugged kick-type edger and sod cutter, produces sharp uniform lines on your infield turf perimeter & cuts uniform 12" strips of sod quickly and smoothly. You can average 30' of sod in 60 seconds and trim edge lines even faster. Heavy-duty construction features: a one piece steel frame, self-lubricating, nylon bearings, hardwood handles and a tempered, fully adjustable blade with a sharp edge. Weight 27 lbs.

#02613

\$395

**PRO 6" EDGER/SOD CUTTER** - This 6" hand edger creates sharp easy lines on clay fields. Very durable design for years of use. Weight 25 lbs.

#04475

\$385

ALL PRICES SUBJECT TO CHANGE & AVAILABILITY PLUS SHIPPING

# BEAM CLAY®

Tools for Building Pitcher's Mounds

WHOLESALE PRICE LIST  
 EFFECTIVE: JANUARY 1, 2018

## MOUND BUILDING TOOLS


### TAMPERS

**Heavy-duty** (3/8" thick) steel base plates

- Pro 10" x 10" Tamper with 48" Steel Handle (22 lbs.)
- Pro 10" x 10" Tamper with 48" Wood Handle (17 lbs.)
- Pro 8" x 8" Tamper with 48" Steel Handle (15 lbs.)
- Pro 6" x 6" Tamper with 48" Steel Handle (15 lbs.)
- Pro 6" x 6" Tamper with 48" Wood Handle (10 lbs.)
- Ash Replacement Handle (1-5/8" x 48")

**Standard-duty** (1/4" thick) steel base plates

- Standard 10" x 10" Tamper with 44" Wood Handle (13 lbs.)
- Standard 8" x 8" Tamper with 44" Wood Handle (11 lbs.)
- Standard 8" x 8" Tamper with 44" Yellow Fiberglass Handle (10 lbs.)
- Ash Replacement Handle (1-7/16" x 44")



### PRICE

\$95
\$80
\$85
\$75
\$60
\$22.50
\$50
\$40
\$65
\$17.50



### MOUND SLOPE GAUGE

- This popular mound building tool is the most accurate way to ensure proper height and taper
- Includes bubble level, metal ruler, 2 support rods and complete instructions for mound constructions and

\$285

**TAMP SOCK** - Heavy-duty, 3-ply, denim sock fits over tamper to reduce clay sticking to tamper. Simply slide the tamp sock over your tamper base and connect the Velcro on top. PLEASE NOTE: If clay is sticking, it is too wet to compact properly - just tamp in more dry clay to get proper firmness.

#01577 (8" x 8"), #01578 (10" x 10"), or #01583 (12" x 12")



\$27.95

### BIG LEAGUE™ MOUND BUILDERS

Invented by a Major League groundskeeper to make sure crews constructed & maintained the mound correctly. Once set in place, the mound builder completely eliminates the guess work, hassle & constant measuring during mound construction & maintenance. The simple and easy to use design forces you to get it correct every time. Eight easy to understand steps and you're finished! Features include:

- Pointed anchoring rod with multiple height position settings making it simple to set the correct mound height.
- Main section establishes the correct one inch per foot slope, pitching rubber position, plateau length, and radius points for the mound & infield turf edge.
- Sliding crossbar establishes the proper landing area & plateau width, and helps to "shave" & fill ensuring a safe and level surface.
- Includes a magnetic bubble level to ensure a level pitching rubber & plateau.
- Durable, 1-1/2" heavy gauge galvanized steel construction. 18-month limited warranty.

Detailed instructions included! 3-Piece construction knocks down for storage. **Consult your league's regulations for proper mound specs.**

**Pro Model #04870**

(Produces an 18' dia. mound, 10" H at the rubber, with a 34" x 60" flat plateau, and a 60" W landing area.)

\$195

**Intermediate Model #04871**


(Produces an 12' dia. mound, 8" H at the rubber, with a 30" x 48" flat plateau, and a 48" W landing area.)

\$185

**Youth Model #04872**

(Produces an 10' dia. mound, 6" H at the rubber, with a 17" x 40" flat plateau, and a 40" W landing area.)

\$175



Proudly Made in the U.S.A.



ALL PRICES SUBJECT TO CHANGE & AVAILABILITY PLUS SHIPPING

# BEAM CLAY®

Batter's / Catcher's Box Templates

WHOLESALE PRICE LIST  
 EFFECTIVE: JANUARY 1, 2018

## BATTER'S / CATCHER'S BOX TEMPLATES

### PRO DELUXE - TWO BATTER'S BOXES WITH HOME PLATE & HINGED CATCHER'S BOX (Common Carrier, F.O.B., FL)

1" Wide ALUMINUM, 27 lbs.

\$765

- Specify: Baseball(4' x 6')  
 Fast-Pitch Softball(3' x 7')  
 Slow-Pitch Softball(3' x 5½' or 3' x 7')  
 Little League(3' x 6')



### PRO HEAVY-DUTY FOLDING BATTER'S BOX TEMPLATES

The most durable template on the market! Lightweight ALUMINUM channel construction that will never rust. Clearly mark the dirt without the need to trace. Line-up the "easy-guide" handle with the side of

4' x 6' Baseball, 20 lbs.

\$199

3' x 7' Softball, 19 lbs.

\$199


3' x 6' Little League, 18 lbs.

\$199



Folds for easy transport & storage!

Leaves perfect shape for easy chalking!



### ADJUSTABLE BATTER'S BOX TEMPLATE

Telescoping, push button construction adjusts for 4' x 7' official baseball, 3' x 6' little league and 3' x 7' softball. Square heavy-duty GALVANIZED STEEL construction with a home plate guide for easy align-

Frame adjusts to three sizes (24 lbs.)

\$189



### STANDARD BATTER'S BOX TEMPLATES

1" square GALVANIZED STEEL, with home plate outlined and quick buttons for easy assembly and disassembly.

4' x 6' Baseball, 23 lbs.

\$99

3' x 7' Softball, 23 lbs.

\$99

3' x 6' Little League, 23 lbs.

\$99



### E-Z BATTER'S BOX CHALKERS

Mark a regulation batter's box in seconds! Fill the trough with chalk, line up with home plate, bump the ground, turn around, repeat & you're done! Marks a 2" wide line. All batter's boxes on an 8 ball diamond complex can be chalked in less than 20 minutes. Durable & lightweight aluminum. Handles fold in for storage.

Baseball Chalker (4' x 6'), 18 lbs.

\$365

Combination (3' x 7') Softball  
 (3' x 6') Youth BB - Chalker, 18 lbs.

\$365



**PLEASE NOTE:** Batter's and Catcher's Box Dimensions are measured from outside of lines.

ALL PRICES SUBJECT TO CHANGE & AVAILABILITY PLUS SHIPPING

PARTAC PEAT CORPORATION  
 ONE KELSEY PARK, GREAT MEADOWS, NEW JERSEY 07838

800-247-BEAM (2326) • (908) 637-4191 • FAX (908) 637-8421  
[www.beamclay.com](http://www.beamclay.com) • [sales@beamclay.com](mailto:sales@beamclay.com)