

# Drying Agents & Water Removal Catalog

	Page(s)
• Diamond Dry.....	2-7
• Rapid Dry.....	8-10
• Trenching with Pro's Choice.....	11-12
• Super Soppers.....	13
• Diamond Pumps .....	14
• Puddle Pillows.....	14
• Squeegees .....	14
• Terra-Flow Drainage System for Natural Turf .....	15



**BEAM CLAY®**

Drying Agents—Diamond Dry®



**DIAMOND DRY®**




**GO FROM  
"RAINED OUT"  
TO "PLAY BALL!"  
IN 15 MINUTES**




**BEAM CLAY®**  
 Drying Agents—Diamond Dry®

# DIAMOND DRY® is 3 to 4 TIMES More Absorbent Than Calcined Clay


...and we have the A.S.T.M. test results to prove it!




Remove excess water.




Open the surface to air.




Apply Diamond Dry.




Spread with back of rake -- 1/8"-1/4" thick. Allow to stand several minutes.




Rake in.



Drag from the driest area to the wettest.



Top shoveling the remaining damp spots.



Ready to play -- Actual time from start to finish: 45 minutes.

- Spreads quickly and easily, drying the field in minutes.
- Safe, natural, bio-degradable cellulose fibers can be applied to soggy grass **and** muddy areas.
- Less warehouse space, less bags to handle, less labor and less freight.
- Saves money in eliminating the added expenses of rescheduled games.
- Large inventory assures prompt delivery.

**DIAMOND DRY® versus CALCINED CLAY**

The results of the testing program indicate reasonable consistent results, regardless of test method. The Diamond Dry® exhibits a significant difference in the percent of absorption compared to the other materials. Because of the higher absorption percent, **Diamond Dry® material would appear to be the most effective drying agent.** Hanson Engineers, Inc., Springfield\*

Sample	Beaker Test % Absorption	Funnel Test % Absorption	Porous Plate Test % Absorption	Comparison Ratios
Diamond Dry	376.3	382.8	370.3	1:3.9
Calcined Clay	114.9	108.8	94.5	

Diamond Dry: Calcined Clay 1:3.9  
 \*Standard Methods of Testing Soils  
 \*\*Standard Methods of Testing Soils Performance of Absorbents, designation F-316.82.  
 \*\*\*American Society for Testing and Materials.


**PARTAC PEAT CORPORATION**  
 ONE KELSEY PARK, GREAT MEADOWS, NEW JERSEY 07838

800-247-BEAM (2326) • (908) 637-4191 • FAX (908) 637-8421  
 www.beamclay.com • sales@partac.com


**BEAM CLAY®**  
 Drying Agents—Diamond Dry®

## DIAMOND DRY vs. CALCINED CLAY


**EFFICIENCY:** To dry a field, a 40lb. bag of Diamond-Dry does the work of four 50 lb. bags of clay. The secret: Diamond-Dry absorbs 500% more water than clay.



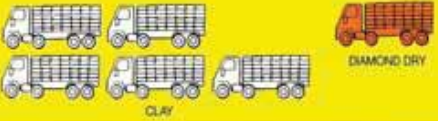
**LABOR:** 80% less labor — one man working with Diamond-Dry produces the same result as five men working with clay.



**SPACE:** Diamond-Dry's space requirements are 80% less than clay. No need to store expensive equipment outside.



**FREIGHT:** Smaller quantities mean less freight... 80% less freight.



**TEST PROVEN!**

Diamond Dry Absorbs 500% More Water Than Clay.



**DIAMOND-DRY IS THE BEST CHOICE IN THE FIELD, BECAUSE IT:**

- Spreads quickly and easily, drying out the field in minutes, without changing soil character.
  - Is safe, natural (cellulose fibers) with no residue build-up.
  - Can be applied to soggy grass and muddy areas.
  - Will not produce combustible fumes.
  - Is less expensive to use. One bag absorbs up to 5 times as much as any other product because of its effectiveness.
  - Less warehouse space, less bags to handle, less labor, less freight.
  - Saves money in eliminating the added expenses of rescheduled games.
  - Large inventory assures prompt delivery.
- NON-TOXIC    • NON-CAUSTIC
  - NO CHEMICAL ADDITIVES    • BIO-DEGRADABLE
  - 100% SAFE TO SKIN AND EYES
  - CAN BE USED ON GRASS OR DIRT AREAS WITH NO ADVERSE EFFECTS TO SOIL OR GRASS



Diamond Dry is safe and effective for soccer and football fields.

Used extensively in the English Professional Soccer League as well as the National Football League.



**BEAM CLAY®**  
 Drying Agents—Diamond Dry®

**WHOLESALE PRICE LIST**  
 EFFECTIVE: JANUARY 1, 2018

**DIAMOND DRY® - THE ORIGINAL & MOST ABSORBENT INFIELD DRYING AGENT** To Quickly Dry Infields! 4 times more absorbent than Calcined Clay. New granular size and a reddish/beige color. 40 lb. Bags, 50/Pallet

	PER BAG
F.O.B., NJ	\$12.95
F.O.B., IA (Full pallets of 50)	\$8.95

**PALLET & COVER CHARGE:** NJ \$6.50/PALLET; IA included in price.

[DIAMOND DRY® INSTALLATION & PRODUCT INFORMATION SHEET](#)

**THE ORIGINAL & MOST ABSORBENT & MOST IMPROVED INFELD DRYING AGENT**  
 Is Now NEW & IMPROVED!

WHAT! We Came 100 Miles And You Don't Use **DIAMOND DRY!**

**DIAMOND-DRY.**  
 NEW GRANULAR SIZE - LESS DUSTY  
 FASTER DRYING - 20% MORE WATER ABSORPTION  
 NEW REDDISH/BEIGE COLOR

YOUR "ONE-STOP SOURCE" FOR AMERICA'S BASEBALL SURFACES & SUPPLIES!  
 PARTAC PEAT CORPORATION, KELSEY PARK, GREAT MEADOWS, NJ 07838

**DIAMOND DRY® vs. CALCINED CLAY**

**TEST RESULTS:**

- 4 times more absorbent than calcined clay
- 20% faster drying time
- 20% less dust
- 20% less water absorption
- 20% less weight
- 20% less volume
- 20% less cost

**DIAMOND-DRY IS THE BEST CHOICE IN THE FIELD, BECAUSE IT:**

- Spreads quickly and easily, drying the field in minutes.
- Safe, natural, bio-degradable cellulose fibers can be applied to soggy grass and muddy areas.
- Less warehouse space, less bags to handle, less labor and less freight.
- Saves money in eliminating the added expenses of rescheduled games.
- Large inventory assures prompt deliveries.

PARTAC PEAT CORPORATION



**DIAMOND DRY® is 3 to 4 TIMES More Absorbent Than Calcined Clay**  
 ...and we have the A.S.T.M. test results to prove it!

- Spreads quickly and easily, drying the field in minutes.
- Safe, natural, bio-degradable cellulose fibers can be applied to soggy grass and muddy areas.
- Less warehouse space, less bags to handle, less labor and less freight.
- Saves money in eliminating the added expenses of rescheduled games.
- Large inventory assures prompt deliveries.

**Diamond Dry® Now "Test Proven" Most Absorbent**

YOUR "ONE-STOP SOURCE" FOR AMERICA'S BASEBALL SURFACES & SUPPLIES!  
 PARTAC PEAT CORPORATION, KELSEY PARK, GREAT MEADOWS, NJ 07838

**How To Use Diamond Dry®**

1. Spread Diamond Dry® evenly over the wet area.
2. Use a broom or similar tool to work the product into the surface.
3. Allow the product to absorb the moisture.
4. The field is now dry and ready for play.

PARTAC PEAT CORPORATION

ALL PRICES SUBJECT TO CHANGE & AVAILABILITY PLUS SHIPPING

## BEAM CLAY®

Drying Agents—Diamond Dry®



Diamond Dry in action. Photo Top Left: Maintenance worker views rainwater accumulated near second base; Top Right: He spreads a shovel full of Diamond Dry on the puddle; Bottom Left: He then rakes covered area to mix Diamond Dry with water and levels area; Bottom Right: Completed job. 15 minutes later the area will be ready for play.

*ALL PRICES SUBJECT TO CHANGE & AVAILABILITY PLUS SHIPPING*

**PARTAC PEAT CORPORATION**  
ONE KELSEY PARK, GREAT MEADOWS, NEW JERSEY 07838

800-247-BEAM (2326) • (908) 637-4191 • FAX (908) 637-8421  
www.beamclay.com • sales@beamclay.com

**BEAM CLAY®**

Drying Agents—Diamond Dry®

**THE ORIGINAL  
& MOST ABSORBENT  
INFIELD DRYING AGENT  
IS NOW NEW & IMPROVED!**

**WHAT!**  
We Come 100 Miles  
And You Don't Use  
**DIAMOND  
DRY!**

**GAME CALLED  
OFF  
DUE TO  
RAIN**

**DIAMOND-DRY.**  
NEW GRANULAR SIZE - LESS DUSTY  
FASTER DRYING - 20% MORE WATER ABSORPTION  
NEW REDDISH/BEIGE COLOR

ALL PRICES SUBJECT TO CHANGE & AVAILABILITY PLUS SHIPPING

PARTAC PEAT CORPORATION  
ONE KELSEY PARK, GREAT MEADOWS, NEW JERSEY 07838

800-247-BEAM (2326) • (908) 637-4191 • FAX (908) 637-8421  
www.beamclay.com • sales@beamclay.com

**BEAM CLAY®**  
Drying Agents—Diamond Dry®



## Rapid Dry® drying agent

### Stay in the game...

With Rapid Dry drying agent. When you need a game saver, you need Rapid Dry in the lineup. It quickly wicks away excess water from your playing field and improves soil consistency. Its perfectly-sized granules improve stability, encourage rapid absorption and reduce compaction with less dust than other quick drying products. Its sand-like texture improves footing on slippery surfaces. Rapid Dry is the only drying agent available in the same deep red color as Pro's Choice infield conditioner. It works quickly so puddles disappear and you're back in the game — fast.



Ask about our entire team of sports field products for top performance on your baseball, football and soccer fields.



ALL PRICES SUBJECT TO CHANGE & AVAILABILITY PLUS SHIPPING

**PARTAC PEAT CORPORATION**  
ONE KELSEY PARK, GREAT MEADOWS, NEW JERSEY 07838

800-247-BEAM (2326) • (908) 637-4191 • FAX (908) 637-8421  
www.beamclay.com • sales@beamclay.com



## BEAM CLAY®

Drying Agents—Diamond Dry®



### Rapid Dry® drying agent

Rapid Dry drying agent is the game-saving fix for wet, muddy ballfields. Because it is specifically manufactured to be a drying agent and not just a powdered by-product, it has the perfect granule size to stabilize muddy areas on the skinned parts of the infield and blend into the turf in your outfield, too. Its easy and economical to use.



#### To Apply to Infields:

1. Pour a sufficient amount of Rapid Dry drying agent on top of puddles or soggy area.
2. Spread evenly over the entire wet area with a rake or by hand.
3. Once the water is absorbed, work the material into the soil with a rake. Use a drag mat on large areas.

Repeat steps 1-3, until desired surface condition is achieved.



#### To Apply to Turf Areas:

4. Fan out with a shovel or Spreader to evenly distribute over wet and soggy turf. Reapply until free water disappears. A push broom can be used to help work Rapid Dry drying agent into the turf thatch.



#### Long Term Benefits:

Because it's heat-treated, these durable granules easily mix with, and remain rigid in, the soil to continually absorb excess moisture.

For more information on Pro's Choice sports field products, please feel free to contact us.



ALL PRICES SUBJECT TO CHANGE & AVAILABILITY PLUS SHIPPING

# BEAM CLAY®

## WHOLESALE PRICE LIST EFFECTIVE: JANUARY 1, 2018

Pro's Choice® Infield Conditioners, Drying Agent, Mound/Home Plate Clay, Field Marker



### CALCINED MONTMORILLONITE CLAY

from plants in Ripley, MS & Mounds, IL and from our warehouse in Great Meadows (NJ):

PRO'S CHOICE CAN BE FOUND ON THE FIELDS OF 21 MAJOR LEAGUE BASEBALL TEAMS!

### PRO'S CHOICE® INFIELD CONDITIONER/TOP-DRESSING/DRYING AGENT (FORMERLY

#### SOILMASTER™ AND TERRA GREEN®)

To help control moisture content, soften playing cushion, and improve drainage! 50 lb. bags, 40/Pallet. Full pallets only from MS, IL, any quantity from NJ.

#### **SELECT RED (Pro Grade, Very Uniform Coarse: 8/16)**

(1mm-2.5mm) F.O.B., MS  
 F.O.B., NJ  
 One-Ton Bulk Bags F.O.B., MS



#### **BULK PER TON**

#### **PER 50 LB. BAG**

\$325

\$9.45

--

\$12.95

\$385

--

#### **SELECT PRO RED (Pro Grade, Very Uniform, Coarse: 8/16, Manufactured Permanently DARK RED Not Temporarily Dyed Red)**

(1mm-2.5mm) F.O.B., MS  
 F.O.B., NJ



--

\$14.50

--

\$18

#### **CERAMIC PLUS RED (Pro Grade, Very Uniform, Non-Abrasive, Sand Size: 24/48)**

(.25-.75mm) F.O.B., MS  
 F.O.B., NJ



--

\$12.45

--

\$15.95

#### **RED (Regular Coarse Grade: 5/20)**

(.5mm-4mm) F.O.B., MS  
 F.O.B., NJ  
 One-Ton Bulk Bags F.O.B., MS



\$275

\$8.25

--

\$11.75

\$345

--

#### **TURF (GREY/BEIGE) BLEND (Regular Coarse Grade: 5/20)**

(.5mm-4mm) F.O.B., MS  
 F.O.B., NJ  
 One-Ton Bulk Bags F.O.B., MS



\$265

\$7.65

--

\$11.15

\$330

--

#### **RAPID DRY™ RED (Fine Drying Agent Grade: 16/80, Non-Abrasive)**

(.1mm-1mm) (w/o dust) F.O.B., MS  
 F.O.B., NJ



--

\$8.35

--

\$11.85

#### **PRO BLEND RED (Pro Grade, Very Uniform, Coarser: 6/10)**

(1.5mm-3.5mm) F.O.B., MS  
 F.O.B., NJ

--

\$11.50

--

\$15

**PALLET & COVER CHARGE:** NJ \$6.50/pallet (partial pallets available with no extra charge); MS or IL pallet included in price (full pallets only).

**ALL PRICES SUBJECT TO CHANGE & AVAILABILITY PLUS SHIPPING**

**PARTAC PEAT CORPORATION**  
 ONE KELSEY PARK, GREAT MEADOWS, NEW JERSEY 07838

800-247-BEAM (2326) • (908) 637-4191 • FAX (908) 637-8421  
 www.beamclay.com • sales@beamclay.com

# BEAM CLAY®

Trenching



## --Trenching-- Your solution to drainage problems.

- IMPROVE  
DRAINAGE  
-----
- ELIMINATE  
RAINOUTS  
-----
- AVOID  
RESCHEDULING  
-----
- SAVE TIME  
AND MONEY  
-----

Traditional solutions to drainage problems often require significant upfront expense and labor to install. Plus, many of them will fail over time as they become clogged or broken through the natural compaction of soil. Pro's Choice® is a lasting solution that requires minimal upfront labor and cost. These products work to reduce compaction and do not break down over time, providing a long-term, economical solution. Professional groundskeepers trust Pro's Choice to manage moisture even in the most adverse weather conditions.

Pro's Choice products have a very high liquid holding capacity due to their superior internal pore volume. When combined with our thermal optimization process that drives moisture out, Pro's Choice is left ready to absorb moisture quickly. Unlike sand or stone, the product's natural capillary action quickly wicks water away and holds it, gradually releasing it over time. This technology can be utilized to prevent or solve difficult drainage challenges.


When installed in one larger or a series of smaller landscape drainage trenches, Pro's Choice will quickly absorb excess water and prevent it from collecting on the surface of your field.

### A WINNING PRODUCT


Professional groundskeepers trust Pro's Choice to deliver top quality, safe playing fields. Pro's Choice can be found on the fields of 21 Major League Baseball teams.




### --Trenching-- Product Guide



**Pro's Choice Select**



**Pro's Choice Turf**



**Pro's Choice Red**

Meet the challenges of wet, dry or compacted fields. Keep fields smooth, safe and resilient with these premium conditioners. Improve drainage and remove standing water for safer play.

ALL PRICES SUBJECT TO CHANGE & AVAILABILITY PLUS SHIPPING

## BEAM CLAY®

### Trenching



## How to:

### Install a Drainage Trench using Pro's Choice®



#### Plan Your Trench:

Each 50 lb. bag after compaction = approximately 1.35 cubic feet. Using the example of a 25 foot long x 4" wide trench backfilled with 7 inches of Pro's Choice, use the following calculation to find out how much product is needed:

$$25 \text{ ft (L)} \times .33 \text{ ft (W)} \times .58 \text{ ft (D)} = 4.785 \text{ cubic feet required}$$

In this case you would need 3.5 bags to fill the 25 ft. trench.



While an outlet is ideal, it is usually not necessary, as the length of the trench usually provides enough volume that an outlet is not critical.

#### Build Your Trench:

Follow these three easy steps:



Step 1: Determine the number of trenches you will need for your area and mark out placement. Every inch of depth in your trench, water will be pulled from 1 foot on either side of the trench. A 6 inch deep trench would require a trench every 12 feet. However, a trench a few inches in from the grass edge of a skinned infield will provide excellent drainage.

Step 2: Dig or use a walk-behind trencher. The size of your trench can vary. Many of the walk-behinds will cut a trench about 4 inches wide and 8 inches deep.

Step 3: For best results, make sure that the trench has at least a 1% slop from beginning to end. A 25 foot long trench would have a pitch of at least 3 inches (25 feet x .01 = .25 or 3 inches).



Step 4: Backfill all but the top 1" inch of your trench(es) with Pro's Choice conditioner. Then add 1 inch of top soil to grade (for turf area) or 2"-3" of infield mix (for skinned area).

#### Long-Term Benefits:

Eliminate saturated soils and continually absorb excess moisture season after season.

ALL PRICES SUBJECT TO CHANGE & AVAILABILITY PLUS SHIPPING

# BEAM CLAY®


Water Removal Machines—Super Soppers®

**WHOLESALE PRICE LIST**  
 EFFECTIVE: JANUARY 1, 2018

## WATER REMOVAL

### SUPER-SOPPER®/WATER REMOVAL MACHINES

Collect water and carry it away from any playing surface, from golf greens to tennis courts to muddy ballfields. Super Soppers prevent cancelled events and reduce turf damage. The foam pad on the outside absorbs water which is squeezed into a holding tank by an adjustable top roller. To empty, turn the drain elbow down. Both models include transport wheels for moving and storing units.



### MACKERAL

- 6 Gallon Manual (24" Wide x 15" Diameter)
- 6 Gallon Replacement Foam



\$625

\$32.95

### DOLPHIN

- 14 Gallon Manual (24" Wide x 24" Diameter)
- 14 Gallon Replacement Foam

\$785

\$38.95



**FILTER CLOTH** 14' Wide x 20' (Typar® 3251)

\$75

A filter cloth, which is needed on most infield puddles which have been sitting for more than a day, is highly recommended.

## USING A SUPER SOPPER IN SLOPPY CONDITIONS

SUPER SOPPERS WILL WORK IN THE MOST ADVERSE, SLOPPIEST OF CONDITIONS, SUCH AS THE TWO INCH DEEP MUD SHOWN HERE.



THIS 18' x 12' PUDDLE CONTAINING 20 GALLONS OF WATER WAS REMOVED IN ABOUT 10 MINUTES!

SIMPLY PLACE CLOTH OVER PUDDLE THEN ROLL SUPER SOPPER OVER CLOTH. THE TOUGH POLYPROPYLENE MATERIAL IS LIGHTWEIGHT AND CAN BE USED OVER AND OVER. NOT ONLY IS SURFACE WATER PICKED UP BUT THE WATER IS ACTUALLY SQUEEZED OUT OF THE MUD!

### MARLIN 6' Wide Tow-Behind Model

Pick up & discharge up to 110 gallons per minute from 75 gallon tank to a hose or by spraying 75' to the side.

- With 3HP B/S Gas Engine & Spray Nozzle
- With PTO Drive Instead of Gas Engine
- 6' Wide Replacement Foam - New Style
- (2 Piece x 6' Wide - Lasts 5-10x Longer Than Old Style)

Call for Quote

### WHALE Self-Propelled Rider

With 2 (6") Drums. Best for Use in a Stadium. Pick up and discharge over 6,000 gallons per hour to a hose or by spraying 75' to the side. Ground pressure of less than 6 lbs. per square inch.

Manually or Hydraulically Operated Rear Wheels

RECONDITIONED USED WHALES



Call For Quote

Call For Quote



ALL PRICES SUBJECT TO CHANGE & AVAILABILITY PLUS SHIPPING

**PARTAC PEAT CORPORATION**  
 ONE KELSEY PARK, GREAT MEADOWS, NEW JERSEY 07838

800-247-BEAM (2326) • (908) 637-4191 • FAX (908) 637-8421  
 www.beamclay.com • sales@beamclay.com

**BEAM CLAY®**

Water Removal—Diamond Pumps

**WHOLESALE PRICE LIST**  
 EFFECTIVE: JANUARY 1, 2018

**WATER REMOVAL CONTINUED**

**DIAMOND PUMPS (BLACK ABS PLASTIC)**

Pump up to 20 GPM without electricity! Great for removing standing water from Baseball Diamonds or Irrigation Line breaks. Easy to use - just place in water and start pumping into a bucket or off the field through Diamond Pump Hose. Diamond Pumps are made to work in mud puddles. Heavy-duty Black ABS Plastic housing with tough PVC handle and piston rod and metal base disc. Base disc prevents mud from entering into the pump. Flexible piston and valve are unaffected by dirt.

3' High Standard Model	\$95
25' Hose 1½" I.D. PVC	\$55
50' Hose 1½" I.D. PVC	\$110
75' Hose 1½" I.D. PVC	\$165
100' Hose 1½" I.D. PVC	\$220
Quick Hose Connect	\$30
#3033 Piston Rod Complete (A replacement piston rod with handle, cap and attached cup ready to use with pump body.)	\$40
#3043-RC Repair Kit with Cap (Includes piston cup, cap with seal attached, clamps to re-attach piston cup, & check valve.)	\$27
#3043-R Repair Kit (Includes piston cup, seals, clamps to re-attach piston cup, & check valve.)	\$20



**PUDDLE PILLOWS**

For small puddles. Reusable 15" x 18" pillows absorb up to 1 gallon each. After drying up puddle, squeeze pillows to release absorbed water. Allow to dry and reuse.

Box of 10, 12 lbs.	\$85
--------------------	------



**YANKEE® & MIDWEST™ HEAVY-DUTY ROLLER SQUEEGEES**

Non-absorbent, closed cell for pushing water off Baseball Diamonds and Sports Turf. Absorbent, open cell for hard surface Tennis Courts and other Artificial Surfaces.

See [Infield Grooming Equipment](#) for **Midwest™** Roller Squeegees.

See [Infield Grooming Equipment](#) for **Yankee®** Roller Squeegees



ALL PRICES SUBJECT TO CHANGE & AVAILABILITY PLUS SHIPPING

# BEAM CLAY®

Water Removal—Terra-Flow™ Drainage Systems

**WHOLESALE PRICE LIST**  
 EFFECTIVE: JANUARY 1, 2018

**TerraFlow™ Drainage Systems**  
 For Natural Turf Areas

LOCATE AND DIG TRENCHES

INSTALL AND TAPE FITTINGS

T-CONNECTOR DETAIL

END CONVERSION TO PPE

SPLICING DETAIL

END CAP FITTING

INSTALLING INTO TRENCH

TEMP. STAKES FOR CENTERING

INSTALLING SAND BACKFILL

Typical TerraFlow™ Drainage System grid patterns for sports turf surfaces.

BASIC GRID PATTERN

HYPHENATING PATTERN

OUTLET

OUTLET

OUTLET

OUTLET

OUTLET

OUTLET

FOOTPATHS

**For Quick Removal of Surface Water,  
 With Minimal Damage to Turf!**



TerraFlow Prefabricated Drainage Systems require narrow (3" min. width) trenches that reduce turf disturbance. Only basic tools are required, no heavy equipment.

**TerraFlow™** Easy to install: Allow a minimum drop of 6" per 100 linear feet and minimum depth of 6" from surface for aeration.

1. Roll back sod where Terra-Flow lines will run.
2. Cut 3" wide trench.
3. Lay TerraFlow lines in 12" deep trench.
4. Join TerraFlow lines using only a utility knife, coupler and tape, or roll back fabric, overlap two rows of cups, and roll back for a secure connection.
5. Place in trench. Backfill with sand.
6. Replace sod.
7. Completed TerraFlow System. Installation time: About 100 Ft. per hour.
8. Green was back in play in 2 hours with TerraFlow.

**TERRA-FLOW™ DRAINAGE SYSTEMS** Quick drainage installation with minimal damage to turf!

1" THICK, FULLY WRAPPED	ROLLS PER PALLET	WEIGHT PER ROLL	EACH
6" x 165'	16	35	\$175/roll
6" T-Adaptor			\$24
6" Side Outlet to 4" Round			\$15
6" End Outlet to 4" Round			\$15
<b>WATERPROOF TAPE</b> #PC-628 (3" wide x 180' per roll)			\$24.95
<b>SNAP-LOCK COUPLERS WITH LOCK WASHERS</b> Usage: 1 coupler for 6; drain, 2 couplers for 12"			\$8
Each pack includes: 6 couplers and 24 lock washers			



**ALL PRICES SUBJECT TO CHANGE & AVAILABILITY PLUS SHIPPING**