

BEAM CLAY®

WHOLESALE PRICE LIST
 EFFECTIVE: JANUARY 1, 2018

Backstops

BACKSTOPS

CHAIN LINK WINGED BACKSTOPS for Permanent Installation in Ground



CHAIN LINK WINGED BACKSTOPS

Permanent backstops are constructed by installing supplied 2-3/8" pipe supports approximately every 10' in concrete footings as shown on installation drawings provided. You then simply bolt factory pre-fabricated 5' x 10' panels in place to create your finished backstop. No more cutting and stretching chain link material in the field. These backstops are extremely durable and allow individual panels to be removed for re-screening or replacement as needed. **5 Year Limited Warranty.**

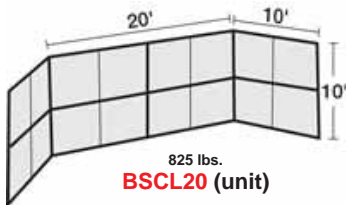
CHAIN LINK PANELS—5' x 10'

Prefabricated panels are the building blocks of these backstops. They simply bolt into place, eliminating on-site cutting and fitting. Panels are 5' x 10' & are composed of 1-5/16" O.D. galvanized tubing with center reinforcing brace and 9 gauge galvanized woven wire that is stretched and fastened on all sides with 3/8" rods and steel clamps. These 5' x 10' panels may also be used to construct 5' high fences for dugout and baseline extension. **5 Year Limited Warranty.**

BSCL5X10 (each) **\$395**

630 lbs.
BSCL10 (unit)

\$2,095




825 lbs.
BSCL20 (unit)

\$2,695

705 lbs.
BSCL10H (unit)

\$2,495




985 lbs.—PICTURED ABOVE
BSCL20H (unit)

\$3,395

815 lbs.
BSCL10HW (unit)

\$2,895



1,095 lbs.
BSCL20HW (unit)

\$4,195

ALL PRICES SUBJECT TO CHANGE & AVAILABILITY PLUS SHIPPING