

PARTAC[®] Golf & Athletic Field Turf Top-Dressings, Construction Mixes, Sands, & Landscape Materials

	Page(s)
• Top-Dressings & Construction Mixes	2
• Top-Dressing Sands, Fairway Sands, Bunker / Trap Sands	3
• Colored Sands & Divot Repair Mixes.....	4-5
• Cart & Pathway Mixes & Stabilizer [®]	6
• Planting Mixes: Sphagnum Peat Moss, Reed-Sedge Peat, Peat Humus, Screened Top-Soil	7
• Landscape Materials: Mulches, Crumb Rubber, Bentonite, Pond Liner Clay	7
• Rubber Pathway Curbing	8-10
• White Beach / Playground Sands, Drainage Sands, "Delaware River Rounds" Landscape Stones	11
• U. S. Golf Hole Targets	12
• Greens Drags	13
• Turf Brushes	14





Turf Top-Dressings & Construction Mixes



WHOLESALE PRICE LIST: F.O.B. GREAT MEADOWS, NJ
 EFFECTIVE: JANUARY 1, 2018

PARTAC® TOP-DRESSINGS & CONSTRUCTION MIXES

PARTAC® PREMIUM (Per Rutgers Guidelines)
 All Heat-Treated — See brochure for specs.

PREMIUM HIGH-SAND MIX (Per USGA Guidelines)
 All Heat-Treated 80/20 — See brochure for specs.
 All Heat-Treated 90/10
 All Heat-Treated 95/5

HIGH-SAND BLENDS: (*Per USGA Guidelines)
 Sand B (85% between .25mm and 1mm)
 blended with Heat-Treated (2mm) Reed-Sedge Peat
 and re-screened thru a 2mm screen

- 80/20 (80% Sand B/20% Reed-Sedge Peat)*
- 85/15 (85% Sand B/15% Reed-Sedge Peat)*
- 90/10 (90% Sand B/10% Reed-Sedge Peat)*
- 70/30 (70% Sand B/30% Reed-Sedge Peat)
- 95/5 (95% Sand B/ 5% Reed-Sedge Peat)*



	<u>BULK PER TON</u>	TO GET APPROX PRICE/CU. YD. MULTIPLY BY	<u>PER 50 LB. BAG</u>
PARTAC® PREMIUM	\$82	.85	\$5.95
PREMIUM HIGH-SAND MIX 80/20	\$67	1.15	\$5.45
PREMIUM HIGH-SAND MIX 90/10	\$62	1.16	\$5.10
PREMIUM HIGH-SAND MIX 95/5	\$60	1.17	—
HIGH-SAND BLENDS 80/20	\$57.50	1.17	\$4.85
HIGH-SAND BLENDS 85/15	\$53	1.18	—
HIGH-SAND BLENDS 90/10	\$51.50	1.19	\$4.75
HIGH-SAND BLENDS 70/30	\$61	1.16	\$5
HIGH-SAND BLENDS 95/5	\$50.50	1.20	—

B-MIX (2mm) BLENDS: (*Per USGA Guidelines) Sand B (85% Between .25mm and 1mm) blended with Heat-Treated (2mm) mix of 2 parts Sandy Loam/1 part Reed-Sedge Peat and re-screened thru a 2mm screen.

- B-33 (33% Sand B/67% Soil Mix)
- B-50 (50% Sand B/50% Soil Mix)
- B-60 (60% Sand B/40% Soil Mix)
- B-67 (67% Sand B/33% Soil Mix)* (B-67 is an excellent value for greens construction.)
- B-75 (75% Sand B/25% Soil Mix)*
- B-80 (80% Sand B/20% Soil Mix)*
- B-85 (85% Sand B/15% Soil Mix)*
- B-90 (90% Sand B/10% Soil Mix)*

B-33	\$69.50	.97	\$5.50
B-50	\$62.50	1.03	\$5.15
B-60	\$59	1.06	—
B-67	\$57	1.08	\$4.85
B-75	\$53.50	1.11	—
B-80	\$52	1.13	\$4.75
B-85	\$50	1.15	—
B-90	\$49	1.17	—

OTHER CONSTRUCTION MIXES FOR GREENS & TEES:

- 33% Golf Sand B/33% Top-Soil/33% Reed-Sedge Peat
- 40% Golf Sand B/40% Top-Soil/20% Reed-Sedge Peat
- 40% Golf Sand B/30% Top-Soil/30% Reed-Sedge Peat
- 50% Golf Sand B/25% Top-Soil/25% Reed-Sedge Peat
- 60% Golf Sand B/20% Top-Soil/20% Reed-Sedge Peat
- 70% Golf Sand B/10% Top-Soil/20% Reed-Sedge Peat
- 70% Golf Sand B/15% Top-Soil/15% Reed-Sedge Peat
- 70% Golf Sand B/20% Top-Soil/10% Reed-Sedge Peat
- 80% Golf Sand B/10% Top-Soil/10% Reed-Sedge Peat
- 85% Golf Sand B/10% Top-Soil/5% Reed-Sedge Peat
- 85% Golf Sand B/5% Top-Soil/10% Reed-Sedge Peat
- 70% Golf Sand B/30% Reed-Sedge Peat
- 80% Golf Sand B/20% Reed-Sedge Peat
- 85% Golf Sand B/15% Reed-Sedge Peat
- 90% Golf Sand B/10% Reed-Sedge Peat
- 95% Golf Sand B/5% Reed-Sedge Peat

33% Golf Sand B/33% Top-Soil/33% Reed-Sedge Peat	\$58	.92	—
40% Golf Sand B/40% Top-Soil/20% Reed-Sedge Peat	\$50	.99	—
40% Golf Sand B/30% Top-Soil/30% Reed-Sedge Peat	\$56	.95	—
50% Golf Sand B/25% Top-Soil/25% Reed-Sedge Peat	\$53.50	.99	—
60% Golf Sand B/20% Top-Soil/20% Reed-Sedge Peat	\$51.50	1.03	—
70% Golf Sand B/10% Top-Soil/20% Reed-Sedge Peat	\$52	1.05	—
70% Golf Sand B/15% Top-Soil/15% Reed-Sedge Peat	\$49.50	1.07	—
70% Golf Sand B/20% Top-Soil/10% Reed-Sedge Peat	\$47	1.10	—
80% Golf Sand B/10% Top-Soil/10% Reed-Sedge Peat	\$48	1.12	—
85% Golf Sand B/10% Top-Soil/5% Reed-Sedge Peat	\$44	1.13	—
85% Golf Sand B/5% Top-Soil/10% Reed-Sedge Peat	\$46	1.09	—
70% Golf Sand B/30% Reed-Sedge Peat	\$57.50	1.01	—
80% Golf Sand B/20% Reed-Sedge Peat	\$52.50	1.07	—
85% Golf Sand B/15% Reed-Sedge Peat	\$50.50	1.10	—
90% Golf Sand B/10% Reed-Sedge Peat	\$48.50	1.14	—
95% Golf Sand B/5% Reed-Sedge Peat	\$46.50	1.17	—

XGD MIXES: For improving drainage on existing greens.

XGD MIXES	Call for Prices		—
-----------	-----------------	--	---

FAIRWAY & ATHLETIC FIELD TOP-DRESSING — ECONOMY MIXES: 1/4" Screened (Sandy Loam) Top-Soil and Sand B blended through hammermill and re-screened for top-dressing use. Various Ratios:

- 1/4" Screened Top-Soil
- 1/4" Screened Top-Soil (Re-screened before shipping)
- 2 Parts Top-Soil and 1 Part Sand
- 1 Part Top-Soil and 1 Part Sand
- 1 Part Top-Soil and 2 Parts Sand

1/4" Screened Top-Soil	\$45	1.00	—
1/4" Screened Top-Soil (Re-screened before shipping)	\$47	1.00	—
2 Parts Top-Soil and 1 Part Sand	\$47	1.07	—
1 Part Top-Soil and 1 Part Sand	\$47	1.10	—
1 Part Top-Soil and 2 Parts Sand	\$47	1.13	—

PALLET & COVER CHARGE - \$6.50/PALLET, UP TO 50 BAGS/PALLET.

ALL PRICES SUBJECT TO CHANGE & AVAILABILITY



Top-Dressing Sands

WHOLESALE PRICE LIST: F.O.B. GREAT MEADOWS, NJ
 EFFECTIVE: JANUARY 1, 2018

SILICA GOLF SANDS:

Ideal for top-dressing and constructing greens & tees. Heat-treated for drill & fill & synthetic turf infill!

North Jersey Plant

	TO GET APPROX PRICE/CU. YD. MULTIPLY BY	
Sand B - Approx. 85% between .25mm and 1mm, 100% passing 2mm		
Bulk	1.2	\$45/ton
50# Bag Poly	1.2	\$4.95/bag
Sand B - Heat-Treated - Approx 85% between .25mm and 1mm, 100% passing 2mm		
Bulk	1.2	\$60/ton
50# Bag Poly	1.2	\$5.25/bag

South Jersey Plant

Sand A - Heat-Treated #30/50 (.3-.6mm) Min. 95% between .25mm - 1mm, 100% passing 2mm		
Bulk	1.15	\$90/ton
50# Paper Bag (60/pallet)	1.15	\$6.25/bag
100# Paper (30/pallet)	1.15	\$9.85/bag
3,000# Bulk Bag	1.15	\$247.50/bag
Sand A - Heat-Treated #20/40 (.4-.8mm) Min. 99% between .25mm - 1mm, 100% passing 2mm		
Bulk	1.15	\$95/ton
50# Paper Bag (60/pallet)		\$6.35/bag
100# Paper (30/pallet)	1.15	\$9.95/bag
3,000# Bulk Bag	1.15	\$247.50/bag
Sand A - Heat-Treated #16/35 (.5-1.2mm) Min. 99% between .25mm - 1.4mm, 100% passing 2mm		
Bulk	1.15	\$95/ton
50# Paper Bag (60/pallet)		\$6.35/bag
100# Paper (30/pallet)	1.15	\$9.95/bag
3,000# Bulk Bag	1.15	\$247.50/bag

PARTAC® FAIRWAY SILICA TOP-DRESSING SANDS:

	BULK PER TON	TO GET APPROX PRICE/CU. YD. MULTIPLY BY	PER 50 LB. BAG
Fairway Sand B —Approx. 85% between .25mm and 1mm			
<i>South Jersey Plant—Not Rescreened</i>	\$29	1.2	—
<i>North Jersey Plant—Not Rescreened</i>	\$42	1.2	—
<i>North Jersey Plant—Rescreened, 100% passing 2mm</i>	\$45	1.2	\$4.95
Fairway Sand C —Approx. 70% between .25mm and 1mm			
<i>South Jersey Plant</i>	\$26	1.2	—

PARTAC® WHITE TRAP SANDS

Extra White Trap Sand - Fine			
<i>South Jersey Plant</i>	\$30	1.2	—
<i>North Jersey Plant</i>	\$47	1.2	\$5
White Trap Sand - Medium			
<i>South Jersey Plant</i>	\$29	1.2	—
<i>North Jersey Plant</i>	\$42	1.2	\$4.95

ALL PRICES SUBJECT TO CHANGE & AVAILABILITY



Colored Sands & Divot Repair Mixes



WHOLESALE PRICE LIST: F.O.B. GREAT MEADOWS, NJ
 EFFECTIVE: JANUARY 1, 2018

PARTAC® GREEN SAND FOR DIVOT REPAIRS ON NATURAL TURF OR FOR SYNTHETIC TURF INFILL

Ceramically & Permanently Colored - For Televised Events, The Ultimate Solution For Unsightly Divots!

	BULK PER TON	TO GET APPROX PRICE/CU. YD. MULTIPLY BY	PER 50 LB. BAG
Fine (95% Between .25mm-1mm) - Standard Green—IL Plant	—	1.35	\$21.95
Fine (95% Between .25mm-1mm) - Standard Green—NJ Plant	—	1.35	\$28.95
Fine (95% Between .25mm-1mm) - Dark Hunter Green—IL Plant	—	1.35	\$24.95
Coarse (95% Between .25mm-2mm) - Dark Hunter Green—NJ Plant	\$325	1.35	\$12.95
Fine - Standard Green & Black 60/40 Blend—IL Plant	—	1.35	\$24.95
Fine - Standard Green & Black 60/40 Blend—NJ Plant	—	1.35	\$30.95

For additional UV-Resistance for sand-filled synthetic turf add \$2.50/bag.

PARTAC® GREEN SAND DIVOT REPAIR MIX

Partac® Green Sand Blended With Partac® Premium Top-Dressing for Excellent Germination and "Deep Green Color" while turf fills in. The Best Divot Repair Mix Available!

			NJ PLANT
Fine - Standard Green	—	1.02	\$15.95
Coarse - Dark Hunter Green	\$255	1.10	\$10.25

DIVOT REPAIR MIXES - FOR FAST GERMINATION 50 lb. Bags, 50/Pallet, NJ Plant


Premium (2-1): 2 parts Premium Top-Dressing, 1 part Reed-Sedge Peat	\$95	.65	\$6.50
Premium (9-1): 9 parts Premium Top-Dressing, 1 part Reed-Sedge Peat	\$85	.8	—
Medium: 2 parts B-50 Blend Top-Dressing, 1 part Reed-Sedge Peat	\$73.50	.76	—
Economy: 67% Sand B/33% Reed-Sedge Peat	\$57	.88	—
50% Sand B/50% Reed-Sedge Peat	\$69	.72	—

Compost Mixes (5 parts Top-Soil, 2 Parts Reed-Sedge Peat, 1 part composted Horse Manure NOT Sewage or Leaf Compost and NOT Heat-Treated):

100% Compost Mix	\$60	.88	—
67% Compost Mix/33% Sand B	\$53	.99	—
50% Compost Mix/50% Sand B	\$50	1.04	—
20% Compost Mix/80% Sand B	\$45	1.14	—
Premium: 25% Horse Manure Compost Mix / 25% Reed-Sedge Peat / 50% Golf Sand B	\$72	.99	—

PARTAC® COLORED SANDS

Ceramically & Permanently Colored in 21 Colors: Green, Red, BCM Blue, 787 Blue, Navy, Yellow, OSHA Yellow, Teak, Teal, Blue/Grey, Black, Grey, White, Light Beige, Buff, Tan, Camel, Chocolate, Walnut, Smoke, Peach, and 7 Premium Colors: (add \$3.25/bag): Burgundy, Fiesta Red, Grape, Hunter Green, Light Rose, Orange, Plum. (See Full Color Chart on next page.) Blends of colors add \$3.10/bag. 10% overage possible. 8 bag minimum. Custom colors and blends available. For UV-resistant color (recommended for artificial turf applications), add \$2.50/bag.



Extra Fine 40/100 mesh (.15-.42mm), predominately 70 mesh (.21mm) 1 Color	\$21.95
Fine 30/50 mesh (.3-.6mm), predominately 40 mesh (.42mm) 1 Color	\$21.95
Medium 20/40 mesh (.42-.84mm), predominately 30 mesh (.59mm) 1 Color	\$24.95
Coarse: 9/60 mesh (.25-2mm), predominately 16-30 mesh (.59-1.2mm) Dark Green or Red	\$12.95
Medium Plus 16/40 mesh (.42-1.2mm), predominately 20 mesh (.84mm) 1 Color	\$27.95
Medium Extra 12/30 mesh (.59-1.7mm), predominately 16 mesh (1.2mm) 1 Color	Call for Price
Extra-Large (3-4mm) 1 Color	\$35.95

PALLET & COVER CHARGES - \$6.50/PALLET FROM NJ. UP TO 50 BAGS/PALLET.
 PALLET & COVER CHARGES - \$8/PALLET FROM IL. UP TO 50 BAGS/PALLET.

ALL PRICES SUBJECT TO CHANGE & AVAILABILITY

PARTAC®

Colored Sands



ALL PRICES SUBJECT TO CHANGE & AVAILABILITY



Cart / Walking Path Mixes & Stabilizer®

WHOLESALE PRICE LIST: F.O.B. GREAT MEADOWS, NJ
 EFFECTIVE: JANUARY 1, 2018



PARTAC®
NATURAL
PATHWAY & GOLF CART PATH MIXES



Use near greens (instead of macadam or concrete) for firm, smooth surfaces with great drainage that stop rather than bounce golf balls!

Available in 3/16" minus Burgundy Red, Grey, Tan or White crushed stone with either a 20% **Beam Clay® Binder** for smoother surface, or a 5% **Beam Clay® Binder** for a somewhat crunchier surface, or with Stabilizer® a natural organic binder "**Stabilized**" for an even firmer, yet more resilient surface—each with excellent drainage and resistance to erosion. Excellent natural surfaces for walking paths, jogging trails, driveways, or patios. Also, the effect is subtle. The surface looks like natural aggregate. Upon further inspection you notice the aggregate holds together. **The Path when wet, is stable.** These binders will not transform the aggregate into concrete- you can still feel the crunch of the gravel under foot. It simply makes an aggregate stronger where you want a natural, rugged appearance, but you also want better performance. **Easy to maintain:** Recommended maintenance is to scarify and roll each spring. Otherwise, drag mat as needed to maintain smooth surface. Recommended depth is 1" - 3" depending on your base. If poorly draining soil, stabilize base first with 3/4" minus road stone.

3/16" Burgundy Red Cart / Pathway Mix

One cubic yard weighs approximately 2,700 lbs., plus add 20% for compaction. Each 1" compacted requires approximately 5 tons per 1,000 square feet.

- Burgundy Red with 5% **Beam Clay® Red Binder**
- Burgundy Red with 20% **Beam Clay® Red Binder**
- Burgundy Red with **Stabilizer® Binder**



	BULK/TON	50 LB. BAG Up to 50/pallet
Burgundy Red with 5% Beam Clay® Red Binder	\$55	\$6.25
Burgundy Red with 20% Beam Clay® Red Binder	\$85	\$7
Burgundy Red with Stabilizer® Binder	\$110	\$7.75

3/16" Grey or Black Cart / Pathway Mix

One cubic yard weighs approximately 3,240 lbs., plus add 20% for compaction. Each 1" compacted requires approximately 6 tons per 1,000 square feet.

- Grey or Black with 5% **Beam Clay® Grey or Black Binder**
- Grey or Black with 20% **Beam Clay® Grey or Black Binder**
- Grey or Black with **Stabilizer® Binder**



Grey or Black with 5% Beam Clay® Grey or Black Binder	\$55	\$6.50
Grey or Black with 20% Beam Clay® Grey or Black Binder	\$85	\$7
Grey or Black with Stabilizer® Binder	\$110	\$8

3/16" Tan Cart / Pathway Mix

One cubic yard weighs approximately 3,240 lbs., plus add 20% for compaction. Each 1" compacted requires approximately 6 tons per 1,000 square feet.

- Tan with 5% **Beam Clay® Tan Binder**
- Tan with 20% **Beam Clay® Tan Binder**
- Tan with **Stabilizer® Binder**



Tan with 5% Beam Clay® Tan Binder	\$70	\$7.50
Tan with 20% Beam Clay® Tan Binder	\$100	\$8
Tan with Stabilizer® Binder	\$125	\$8.50

3/16" White Cart / Pathway Mix

One cubic yard weighs approximately 3,240 lbs., plus add 20% for compaction. Each 1" compacted requires approximately 6 tons per 1,000 square feet.

- White with 5% **Beam Clay® White Binder**
- White with 20% **Beam Clay® White Binder**
- White with **Stabilizer® Binder**



White with 5% Beam Clay® White Binder	\$55	\$6.50
White with 20% Beam Clay® White Binder	\$85	\$7
White with Stabilizer® Binder	\$110	\$8

PALLET & COVER CHARGES: \$6.50/PALLET.

STABILIZER®

- A colorless, odorless natural glue that binds sand & aggregates together producing firm yet well-draining surfaces. The natural way to provide excellent moisture control, dust control, and erosion prevention for golf cart paths, tee approaches, sand trap bases, edges and banks. **For cart paths** uniformly work in 1 lb. or more every 10-20 sq. ft. (3" deep), wet and roll; or blend 15-17 lbs. of **Stabilizer®** per ton of crushed aggregate screenings, wet and roll. **For sand trap bases, edges, and banks** uniformly blend 20-25 lbs. **Stabilizer®** and 3 lbs. **Sports Grids** into each 1 ton of 1/8" minus aggregate, make into a slurry, spread 2" deep, roll and/or tamp. **To firm existing trap sands** uniformly work in 1 lb. **Stabilizer®** every 5 sq. ft. (4" deep), or blend 10 lbs. into each 1 ton of sand. 40 lb. bags - up to 50/pallet.

	Per Lb.	Per Bag
F.O.B. AZ - 40 lb. Bags (up to 50/pallet)	\$3.00/lb.	\$120
<i>Also available in 200 lb. Bulk Bags (up to 5/pallet), 1,000 lb. bulk bags (up to 2/pallet), and 2,000 lb. bulk bag (1/pallet) at same price per lb.</i>		
F.O.B. NJ - 40 lb. Bags (up to 50/pallet)	\$3.25/lb.	\$130

STALOK® G400

- Synthetic Reinforced Fiber for Bunkers 1/2"-3/4" tan polypropylene fibers to mix with **Stabilizer®** and 1/8" minus aggregate for sand trap bases, edges, and banks. F.O.B. AL or AZ

30 lbs./bags, up to 17 bags/pallet

\$3.00/lb.
 \$90/bag

ALL PRICES SUBJECT TO CHANGE & AVAILABILITY



Pathway Rubber Curbing

WHOLESALE PRICE LIST
 EFFECTIVE: JANUARY 1, 2018

PATHWAY RUBBER CURBING

PER PIECE

4" High x 3" Wide x 6' Long (23 lbs./piece, up to 100 pieces/pallet)

\$30

6" High x 4" Wide x 6' Long (45 lbs./piece, up to 63 pieces/pallet)

\$55

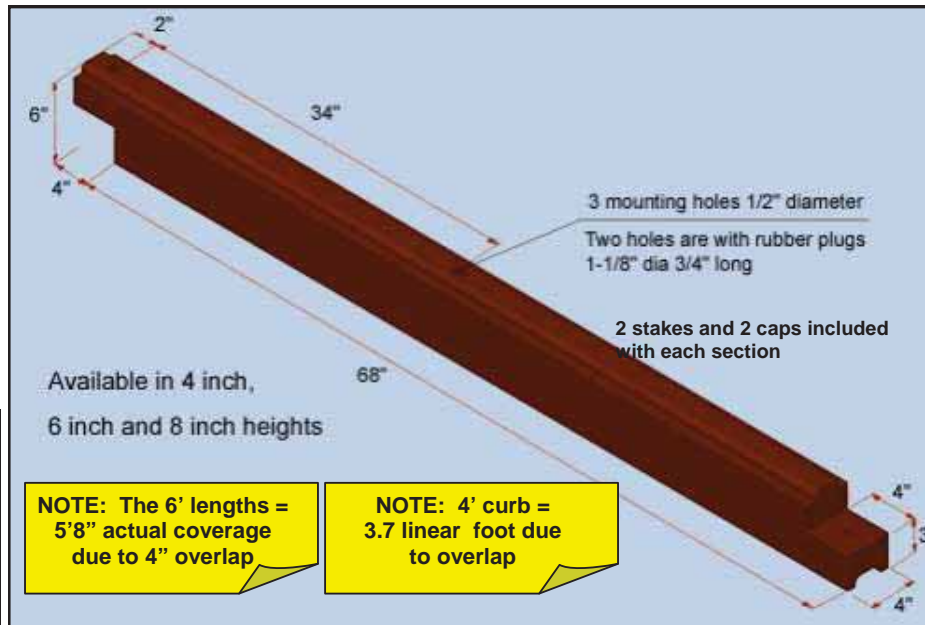
8" High x 4" Wide x 6' Long (70 lbs./piece, up to 45 pieces/pallet)

\$72


4" High x 3" Wide x 4' Long (14 lbs./piece, up to 140 pieces/pallet)

\$20

*Please note: The 6' lengths are grooved and can be stacked to create desired height. However, while the 4" H x 3" W is stackable, it is not stackable on 6"H x 4" W or 8"H x 4" W only stackable on its own 4"H x 3" W. The 4' lengths of curbing are **not** compatible with our 6 foot long curbs and are not grooved for stacking.*



4' curbing



6' curbing

- More resilient than wood
- No warping or discoloring
- No splinters
- Non toxic
- Will not rot
- Stackable
- Interlocking
- Available in 4 ft lengths and 4" High or 6 ft lengths in 4", 6" and 8" heights
- No CCA or other harmful chemicals
- Easy to install with pre drilled holes
- Made from 100% recycled tires
- Flexible with rounded edges
- Will not breed ticks, termites or other insects
- Maintenance free
- Hardware & Caps included
- Neutral brown tone-compatible with any surface color

2 stakes and 2 caps are included with each curb



natural brown bendable stackable interlocking hardware included

ALL PRICES SUBJECT TO CHANGE & AVAILABILITY



Pathway Rubber Curbing

WHOLESALE PRICE LIST:
EFFECTIVE: JANUARY 1, 2017

INSTALLING RUBBER CURBING



ALL PRICES SUBJECT TO CHANGE & AVAILABILITY PLUS SHIPPING

Rubber Curbing

Product Specifications

Product Description:

1. Material: compression molded composite of the 100% recycled rubber and polyurethane prepolymer
2. Physical properties of the rubber composite:
 - a) Density 0.6 oz/cu in (ASTM C642)
 - b) Durometer Hardness 65A ± 7 (ASTM D2240)
 - c) Tensile Strength* minimum 125 psi (ASTM D412)
(* main structural areas)
 - d) Compression deformation 10% at 70psi, 68°F (ASTM D575)
 - e) Brittleness at Low temperature: -40°F (ASTM D746)
 - f) Freeze and thaw when exposed (ASTM C672)
to deicing chemicals no loss after 50 cycles
 - g) Coefficient of thermal expansion: 8 x10⁻⁵ in/in/°F (ASTM C531)
 - h) Weathering 70 hours at 158°F (ASTM D573)
 - hardness retained 100% (± 5%)
 - compressive strength 100% (± 5%)
 - tensile strength 100% (± 5%)
 - elongation retained 100% (± 5%)
3. Available models:
 - a) 3"W x 4"H x 72"L with weight of 23 lbs.
 - b) 4"W x 6"H x 72"L with weight of 45 lbs.
 - c) 4"W x 8"H x 72"L with weight of 70 lbs.
 - c) 3"W x 4"H x 48"L with weight of 14 lbs.
4. Finishing color: dark brown

Installation methods:

- a) with 2 spikes 18" long x 3/8" diameter provided for each 4" high piece
- b) with 2 spikes 24" long x 3/8" diameter provided for each 6" high or 8" high piece

Note: The mounting holes can be closed after installation with the rubber plugs 1-1/8" diameter and 3/4" long, supplied with the product.

Components:

- a) 100% recycled rubber from car and truck tires (NR, SBR)
- b) polyurethane prepolymer for rubber granules
- c) brown pigment

ALL PRICES SUBJECT TO CHANGE & AVAILABILITY PLUS SHIPPING



WHOLESALE PRICE LIST: F.O.B. GREAT MEADOWS, NJ
EFFECTIVE: JANUARY 1, 2018

Landscape Materials

PLANTING MIXES & LANDSCAPE MATERIALS:

TO GET APPROX.
 PRICE/CU. YD.
 MULTIPLY BY

REED-SEDGE PEAT

450—900 LBS./ CY - **Unscreened** Up to 110 Cubic Yard Walking Floor Bulk Loads

Screened

Also available in 5CY Bulk Bags

PEAT HUMUS

(Approximately 1,500 Lbs./Cubic Yard)

SCREENED TOP-SOIL (1/4")

.75

1.0

\$55/CY
 \$235/Ton
 Call For Price

\$150/Ton

\$45/Ton

PLANTING MIXES For flower beds, vegetable gardens, and economical construction mixes. 1/4" screened Top-Soil blended with Peat Humus, or a mix of 1/4" screened Top-Soil and Sand B in any ratio blended with Peat Humus.

Planting Mix (5-1 Peat) Approx. 1,920 Lbs./CY

.96

\$58/Ton

Planting Mix (4-1 Peat) Approx. 1,900 Lbs./CY

.95

\$61.50/Ton

Planting Mix (3-1 Peat) Approx. 1,875 Lbs./CY

.94

\$66/Ton

Planting Mix (2-1 Peat) Approx. 1,835 Lbs./CY

.92

\$74/Ton

Planting Mix (1-1 Peat) Approx. 1,750 Lbs./CY

.88

\$90/Ton

COMPOST MIX 5 Parts Top-Soil, 2 Parts Reed-Sedge Peat, 1 Part Composted Horse Manure

.88

\$60/Ton

LANDSCAPE MULCHES delivered to all of NJ

Double Shredded Virgin Hardwood Landscape Mulch, 100 cy trailer loads

Hardwood Oak Bark Mulch, 80 cy trailer loads

Hemlock/Spruce Bark Mulch, 80 cy trailer loads

Double Shredded Hardwood Landscape Mulch (Recycled) - Colored (**Red, Black or Dark Brown**)

Premium Double Shredded Virgin Hardwood Landscape Mulch - Colored (**Red, Black or Dark Brown**)

80 cy trailer loads delivered in NJ

Economy Mulches:

Double Shredded Root Mulch - Dark in color

65-75 cy trailer loads

Econo Landscape Mulch - Light in color (Reclaimed Wood, Double Shredded)

100 cy trailer loads

\$31/CY

\$37.50/CY

\$40/CY

Call For Price

\$37/CY

Call For Price

Call For Price

PLAYGROUND/SAFETY™ WOOD MULCH - All virgin hardwood, ground to order, from the heart of the tree, containing no bark (no poison ivy), no twigs, and no recyclable. Delivery included to most points in NJ north of 295.

80-100 CY Trailer loads delivered to most places in NJ north of 295

50-79 CY Trailer loads delivered to most places in NJ north of 295

30-49 CY Trailer loads delivered to most places in NJ north of 295 (*minimum charge may apply / call to confirm pricing*)

16-29 CY Trailer loads delivered to most places in NJ north of 295 (*minimum charge may apply / call to confirm pricing*)

10-15 CY Trailer loads delivered to most places in NJ north of 295 (*minimum charge may apply / call to confirm pricing*)

\$36/CY

\$42/CY

\$48/CY

\$60/CY

\$75/CY

BLACK CRUMB RUBBER GRANULES—S. Jersey Plant

2,000 lb. Bulk Bags = 2.65 CY, approximately 28 lbs./cu. ft.

6-10 Mesh

10-20 Mesh

30-40 Mesh

\$435/Ton

\$485/Ton

\$525/Ton

50 LB. BAGS = approximately 1.75 cu. ft./bag, up to 40/pallet

6-10 Mesh

10-20 Mesh

30-40 Mesh

\$10.50/Bag

\$11.50/Bag

\$12.50/Bag

BENTONITE CLAY Natural, highly impermeable, granular sodium Bentonite sealant for ponds & dams!

50 lb. bags (48/Pallet).

F.O.B., WY Full Pallets

F.O.B., NJ: Partial Pallets

F.O.B., NJ: Full Pallets

\$5.95/Bag

\$19.50/Bag

\$19/Bag

POND LINER CLAY Usually installed 6" or more deep to hold water in ponds & lagoons

DARK GREY 10⁻⁷

Check for special delivered prices.

\$55/Ton

PALLET & COVER CHARGE - \$6.50/PALLET.

ALL PRICES SUBJECT TO CHANGE & AVAILABILITY



**WHOLESALE PRICE LIST: F.O.B. GREAT MEADOWS, NJ
 EFFECTIVE: JANUARY 1, 2018**

White Beach Sands & "Delaware River Rounds"

WHITE BEACH / PLAYGROUND SANDS

Washed, Screened Silica Sands.

Extra White Beach / Playground Sand - Fine

South Jersey Plant
 North Jersey Plant

White Beach Sand / Playground Sand - Medium

South Jersey Plant
 North Jersey Plant—Double Screened

White Beach Sand / Playground Sand - 18/50

South Jersey Plant

BULK PER TON

**SUGG.
PRICE**

**TO GET APPROX
PRICE/CU. YD.
MULTIPLY BY**

PER 50 LB. BAG

**SUGG.
PRICE**

\$30	1.2	—
\$47	1.2	\$5
\$29	1.2	—
\$45	1.2	\$4.95
\$60	1.2	—

HEAT-TREATED PLAYGROUND SAND—PARTAC® WHITE PLAYGROUND SAND

White Beach Sand / Playground Sand - Medium

Washed, Screened and **HEAT-TREATED** (Sterilized)
 North Jersey Plant

White Beach Sand / Playground Sand - 30/50

Washed, Screened and **HEAT-TREATED** (Sterilized)
 South Jersey Plant *

White Beach Sand / Playground Sand - 20/40

Washed, Screened and **HEAT-TREATED** (Sterilized)
 South Jersey Plant *

White Beach Sand / Playground Sand - 16/35

Washed, Screened and **HEAT-TREATED** (Sterilized)
 South Jersey Plant*

\$60/Ton	1.2	\$5.25
\$90/Ton	1.2	\$6.25
\$95/Ton	1.2	\$6.35
\$95/Ton	1.2	\$6.35

*30/50, 20/40, 16/35 Bags only available in full 3,000 lb. pallets. Also available in 100 lb. bags and 3,000 lb. bulk bags

PALLET & COVER CHARGE: \$6.50 PER PALLET

COARSE CONCRETE/DRAINAGE SANDS:

Silica—White

South Jersey Plant

Silica—Extra White

South Jersey Plant
 North Jersey Plant

Granite/Limestone—Grey

North Jersey Plant

\$26		—
\$30		—
\$47		—
\$12.50	1.35	—

"DELAWARE RIVER ROUNDS"

River rounds are washed, all-natural grey colored sand & stone. This is a decorative stone to enhance the appearance of your landscape.

Concrete Sand

Ice Control

3/8" Stone

5/8" Stone

1" Stone

2" - 4" Stone

4" - 8" Stone

2" - 8" Stone

8" + Stone

Bank Run Gravel

Pond Fill

Beach Stone Fill

BULK PER TON

\$12.50/Ton
\$12.50/Ton
\$12.50/Ton
\$14.50/Ton
\$14.50/Ton
\$12.50/Ton
\$12.50/Ton
\$10.50/Ton
\$25/Ton
\$8.50/Ton
\$6/Ton
\$6/Ton



3/8" River Rounds



2" - 4" River Rounds



4" - 8" River Rounds

ALL PRICES SUBJECT TO CHANGE & AVAILABILITY

PARTAC PEAT CORPORATION
 ONE KELSEY PARK, GREAT MEADOWS, NEW JERSEY 07838

800-247-2326 • (908) 637-4191 • FAX (908) 637-8421
 www.BEAMCLAY.com • sales@partac.com

U.S. GOLF HOLE TARGETS™

1 Set of 18 Targets (Tournament Supply)	\$49.95 (49.95/set)
12 Sets of 18 Targets (1 case)	\$570 (\$47.50/set)

TARGET CUPS

While U.S. Golf Hole Targets fit all standard cups, these white molded plastic cups are designed to fit perfectly with **Targets** to prevent golfers who use their putter to remove balls from cup from accidentally displacing the **Target**.

1 cup	\$24.95 each
Box of 9 cups	\$202.50/box (\$22.50 each)

TARGET CUP-SETTERS

White molded plastic cup-setters engineered to fit perfectly with **Targets** to prevent "sticking" and to provide more equalized downward force than traditional cup-setters to better level turf around the golf hole.

1 per Box	\$24.95 each
-----------	---------------------

TARGET - STARTER PACKAGE:

Package includes: Two **Target Cup-Setters**
 Twelve sets (216) of **18 Targets**
 Two sets (18) of **9 Target Cups**

\$975 (normally \$1,024.90)

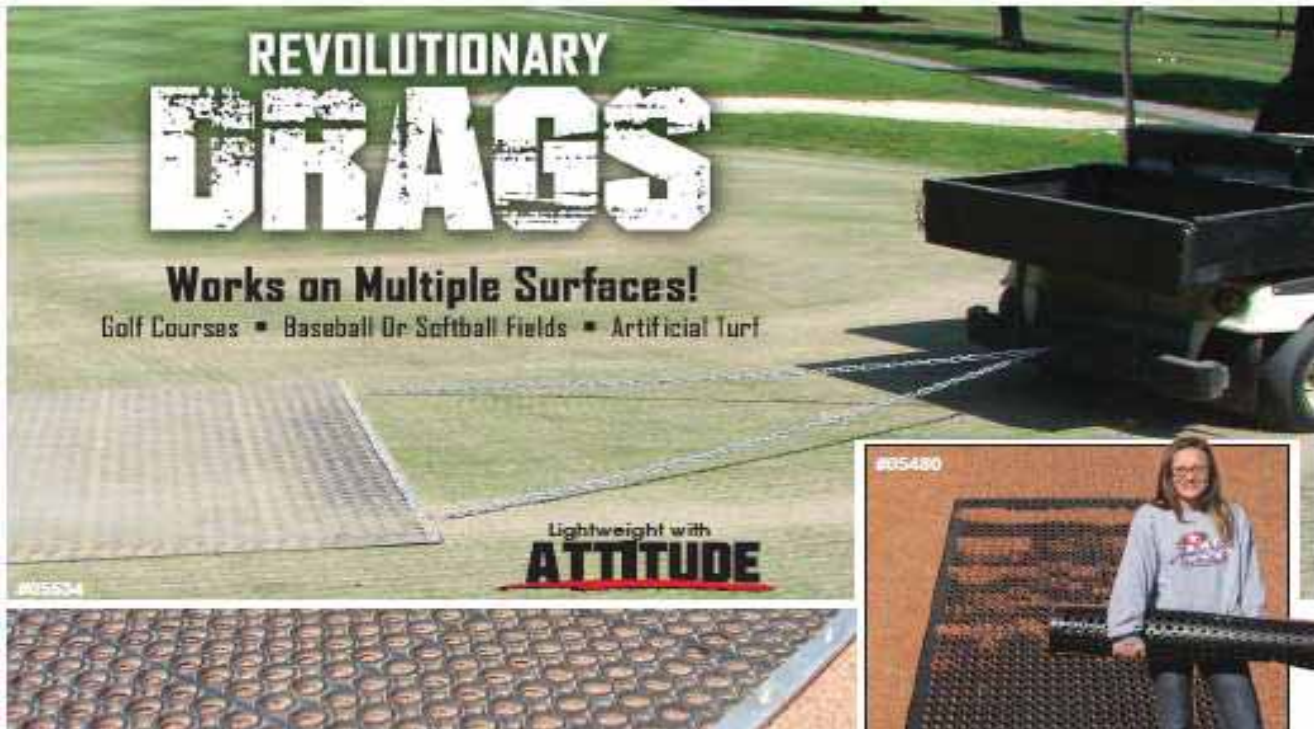


ALL PRICES SUBJECT TO CHANGE & AVAILABILITY PLUS SHIPPING



WHOLESALE PRICE LIST
 EFFECTIVE: JANUARY 1, 2018

Golf Course Greens Sand Drags



The Original Infield Erasers


The **Eraser** rubber mat is one of the most sought after grooming devices for your field golf courses made in decades! It will even work in adverse, damp soil conditions. Its lightweight design makes it easy for any groundskeepers, coach, player or golf superintendent to use and transport. As you pull the drag mat, it will percolate and dry the material giving your field a professional finish. Another benefit while dragging is that it will not harm your grass, mound, greens or home plate if it inadvertently comes into contact with them. The **Eraser** mat is great for dragging in top dressing on greens without damage to the greens. Also perfect for breaking up core plugs on fairways! When finished grooming with an **Eraser**, very little material is left in the mat. The flexible mat material is easy to roll and unroll and can be driven over without damage. With proper care and storage the **Eraser** will outlast the competition.

- 3'W x 5'D (includes Tow Rope)**
#05480 / 22 lbs. **\$130**
- 5'W x 3'D (includes Tow Rope)**
#05481 / 23 lbs. **\$140**
- 6.5'W x 2'D (includes Tow Rope)**
#05535 / 25 lbs. **\$150**
- 6.5'W x 4'D (includes Tow Chain)**
With Chain #05534 / 50 lbs. **\$210**
No Chain #05534-NC / 40 lbs. **\$195**

The Original Infield Drakes

The **Drake** is an innovative solution that combines two professional grooming tools into one. As you pull the drag, the head will open and scarify your soil while the mat grooms your surface to a pristine and professional finish. The **Drake** can be ordered with standard flexible steel mat which is constructed from 3/8" deep x .46" thick crimp with a 1" x 1" mesh, or with the innovative **Eraser** rubber mat. The scarifier head with serrated teeth is constructed of heavy-duty aluminum and is more effective at digging than most other lute rakes.

- Original Drake w/Eraser Mat**
3'W x 5'D (includes Tow Rope)
#05482 / 23 lbs. **\$160**
- 5'W x 3'D (includes Tow Rope)**
#05483 / 24 lbs. **\$175**
- 6.5'W x 4'D (includes Tow Chain)**
With Chain #05542 / 52 lbs. **\$250**
No Chain #05542-NC / 42 lbs. **\$235**
- Original Drake w/Flex Steel Mat**
3'W x 5'D (includes Tow Chain)
#05486 / 33 lbs. **\$210**
6'W x 3'D (includes Tow Chain)
#05487 / 24 lbs. **\$265**



The Original Infield Eraser Mops

The latest and greatest induction to baseline/home plate and mound maintenance equipment! The 66" aluminum handle allows precision control in small areas including mounds, infield edges, base baths, on-deck circles and any other cutouts. The unique design of these tools allows you to work the area using the **Drake Mop**, and finish groom with the innovative **Eraser** mat on both mops. These are a must have for any and all field maintenance warriors and staff.

- 3'W x 2'D Drake with Eraser Mat #05484** / 13 lbs. **\$125**
- 3'W x 2.5'D Drake w/Eraser Mat #05485** / 15 lbs. **\$145**

ALL PRICES SUBJECT TO CHANGE & AVAILABILITY PLUS SHIPPING



Turf Brushes

WHOLESALE PRICE LIST: F.O.B. MN
 EFFECTIVE: JANUARY 1, 2018

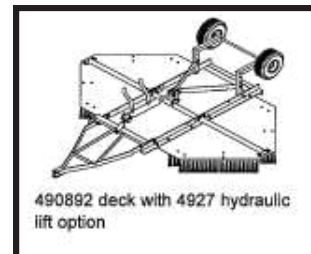
TURF BRUSHES

Quickly Brushes Top-Dressing Into Established Turf

Quickly Brushes Top-Dressing Into Established Turf

Standard Equipment

- 72" wide steel deck - optional aluminum deck
- Patented angled doubled-diamond brushes
- Choice of standard brown or softer white bristles for tender greens
- Use on natural or artificial turf
- Choice of hitches: basic tow, manual lever lift, electric lift or hydraulic lift
- Steel deck model ships in approx. 7 business days—Aluminum deck is special order



#490892	Deck Specifications (a)	Base Plate: 11-gauge steel measuring 40" x 78" assembled with 3/8" angle framework Brushes: Eight synthetic fiber mildew resistant brushes
#490894	Basic Trailer Hitch Package (b)	Description: Two 13 x 500-6 tires and rims, wheel frames, trailer hitch and hardware
#4918	Trailer Hitch Package with Manual Lift Lever (c)	Description: Two 13 x 500-6 tires and rims, wheel frames, trailer hitch, hardware and hand lever to raise and lower deck
#4917	Hitch with Electric Lift Package (e)	Description: Tow hitch with electric actuator, two 13 x 500-6 tires and rims

1 CHOOSE A TURF DECK:

PART #	DESCRIPTION	SHIP WGT	
490892	Steel deck with brushes (156 lbs. in use) (a)	199 lbs.	\$995
490892AL	Aluminum deck with brushes (96 lbs. in use) (a)	125 lbs.	\$1,095

2 SELECT A HITCH OPTION FROM THE CHOICES BELOW:

490894	Basic trailer hitch (hitch, wheel transport and locking pins) (b)	36 lbs.	\$335
4918	Trailer hitch with manual lift lever (hitch, integrated wheel transport and lift lever) (c)	66 lbs.	\$535
4917	Trailer hitch with electric lift; 40 lbs. in use. (e)	60 lbs.	\$1,395

4 REPLACEMENT BRUSHES

M13-0024-000	Single brown brush, standard bristle, 5" x 6" x 26".	4 lbs.	\$35
M13-0024-010	Single white brush, soft bristle for shallow rooted turf grass or new seeding.	4 lbs.	\$35

ALL PRICES SUBJECT TO CHANGE & AVAILABILITY PLUS SHIPPING