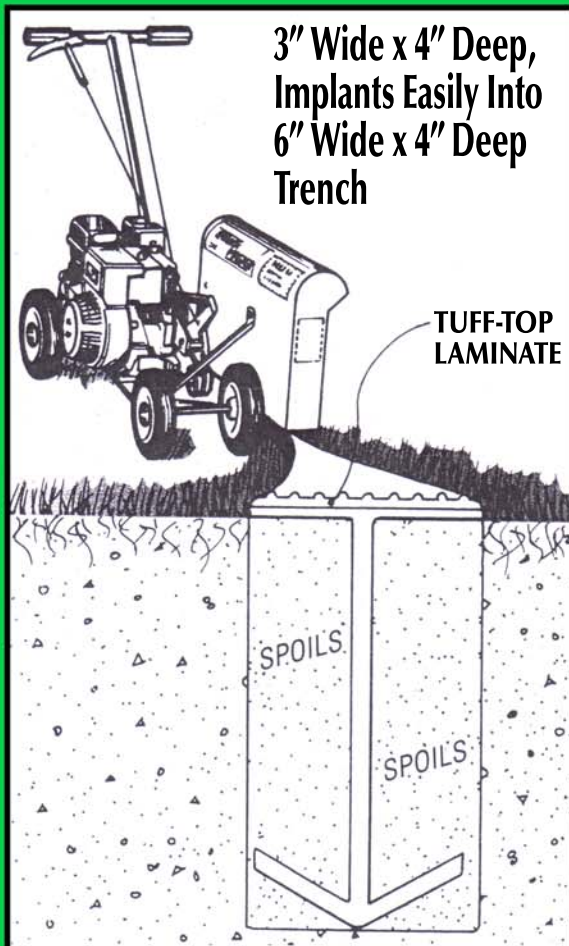
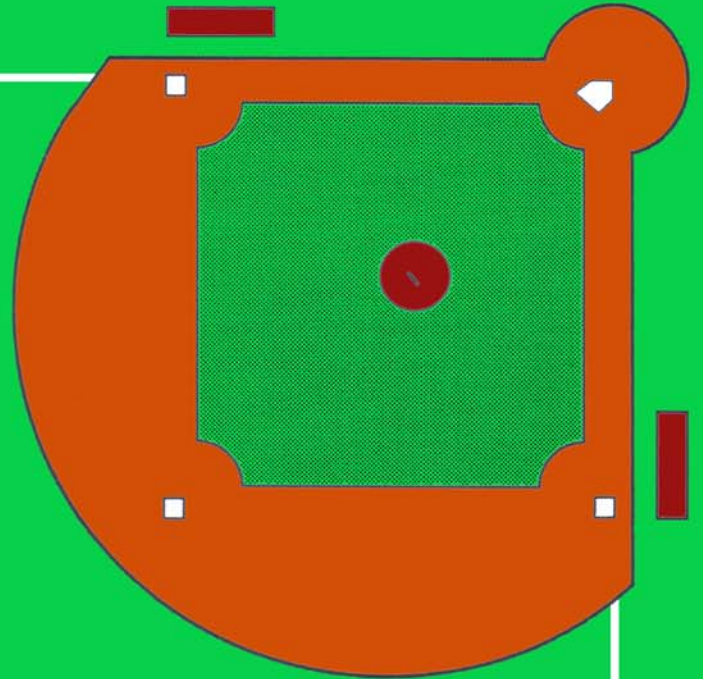


PERMANENT FOUL LINE

INSTALL ONCE AND NEVER LINE AGAIN

FEATURES:

- WHITE VINYL SURFACE WITH STRONG PVC BODY, UV RESISTANT, NON-SKID RIBBING, STAYS WHITE YEAR AFTER YEAR.
- UNIQUE ANCHORING DESIGN SECURES LINES TO GROUND AND WITHSTANDS CLIMATIC CHANGES WITHOUT USING ANCHORING STAKES
- CONNECTOR AND 90° ANGLE CLIPS ALLOW UNLIMITED "ONE PIECE" EXTENSION.
- SAVES LABOR AND TIME.
- NEAT, CRISP, WHITE LINES YEAR ROUND, IN WET OR DRY WEATHER.



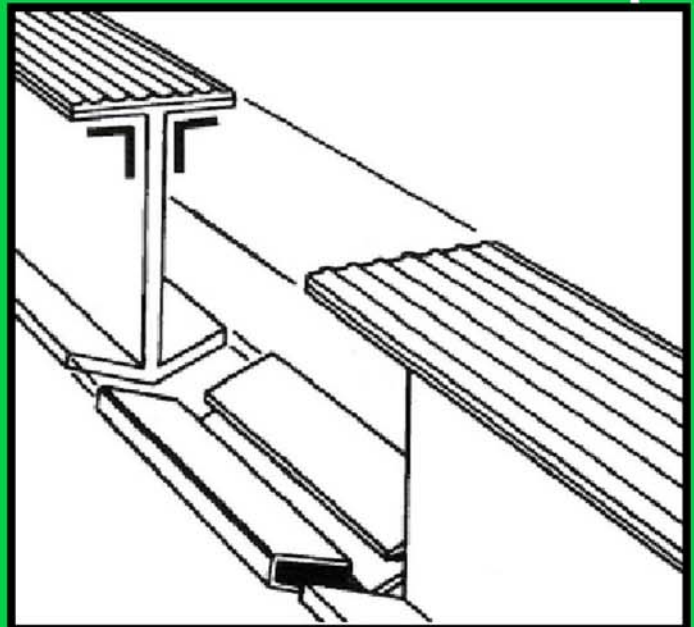
3" Wide x 4" Deep,
Implants Easily Into
6" Wide x 4" Deep
Trench

TUFF-TOP
LAMINATE

PERMANENTLY ANCHORS IN THE GROUND

**FOR GRASS AREAS ONLY.
MUST BE INSTALLED & MAINTAINED
FLAT WITH GROUND.**

PERMANENT FOUL LINE comes in 20' sections,
each with one connector and two 90° angle
clips, Assemble with PVC adhesive.



YOUR "ONE-STOP SOURCE" FOR AMERICA'S BASEBALL SURFACES & SUPPLIES!

800-247-BEAM (2326) • 908-637-4191 • www.BEAMCLAY.com • FAX 908-637-8421

PARTAC PEAT CORPORATION, KELSEY PARK, GREAT MEADOWS, NJ 07838