

SAFE "T" MATT SYSTEM™
BATTERS/CATCHERS BOX PADS
(Patented)

INSTALLATION INSTRUCTIONS

Dear Coach:

We are pleased that you have purchased our Batters/Catchers Box Pads for your field. We know you will enjoy the time they save you.

Please follow the directions below to install your Pads. It should take you about 2-3 hours.

To set your Pads in the correct place, measure out from the edge of the white part of the home plate 9 inches for baseball and 6 inches for softball. Make sure the pads are square to home plate.

Measure the area to be dug out and make it 2 to 4 inches bigger than the Pad will be. Dig down 2-½ to 2-¾ inches all over the area the Pad will go and get it smooth. You may want to use sand to level the area under where the Pad will go. Rough side is the up side.

Place the Pad in the hole and place a straight edge board at ground level to make sure the Pad is 2 to 2-½ inches below the surface all over. This is to insure that the Pad is under the ground evenly.

Place the front third base corner of the Batter's Box Pads a little lower than the rest of the area. This is to keep it from being caught on by the runner if sliding. Other corners do not need to be lower than the standard depth of the Pad as long as they are at least 2 inches below the ground level.

When Pads are in proper place in ground, remove all the sand in the area around Pads. Clay or soil will not bond as well if sand is under the area.

Wet area lightly and put clay that was dug out of holes back around and over the Pads. Moisten and compact well.

Then wet the whole area again and let it set overnight. You may want to use an old carpet over the area for a day or so to let it harden up.

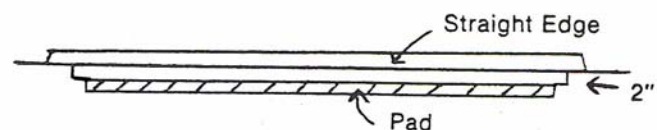
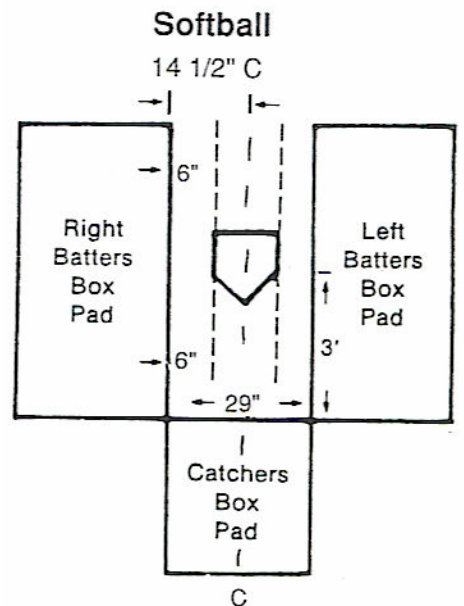
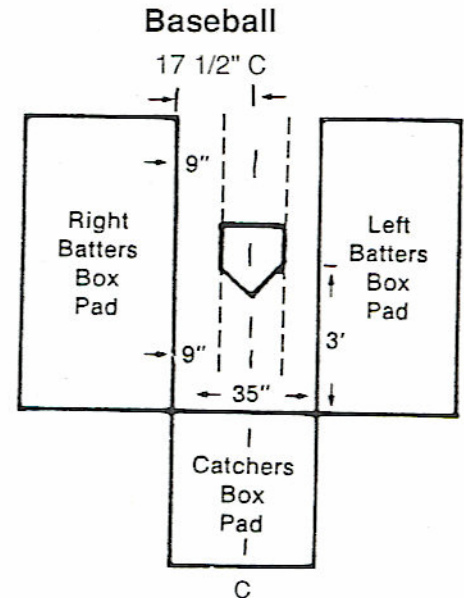
WARNING ON USE OF PADS

You must keep clay on top of the Pads at all times. If the pads are exposed where foot marks are, it probably will not matter, but DO NOT

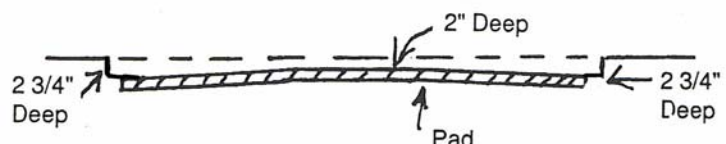
let large areas of the Pad be exposed. When installing do not leave pad folded - lay flat - just in case vehicle may run over pad. Pad will not take that kind of abuse.

GUARANTEE

This product is guaranteed against defective workmanship and has been inspected to insure that you will be satisfied the product is what you



**Alternate Method
CROWNED**



ordered. The guarantee is for five years if properly installed and maintained. Normal foot wear may occur with heavy use. If so, pad can be patched.

We hope you will enjoy the extra time the Pads will give you to put into your coaching duties.